

IMPACT OF COVID-19 ON EDUCATION IN PAKISTAN

EVIDENCE FROM 16 RURAL DISTRICT ACROSS PAKISTAN

SCALE AND SCOPE



16 Rural Districts



475 Villages



9,392 Households



9,566 Parents



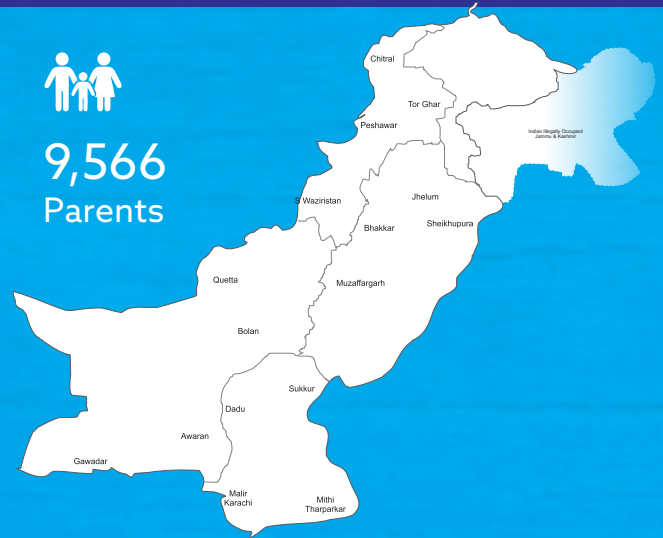
25,448 Children (3-16 years)

18,332 Assessed Children (5-16 years)



456 Govt. Schools

198 Pvt. Schools

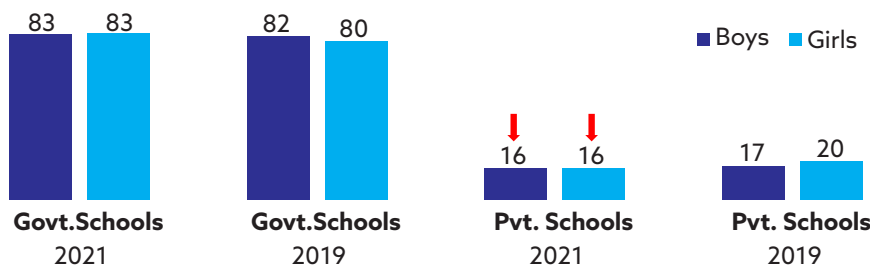


1. ACCESS

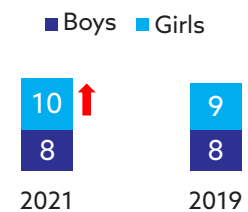
1.1. School Enrollment and Out of School Children

Age Group	ASER 2021						ASER 2019							
	Govt.	Non-state Providers			Never Enrolled	Drop-out	Total	Govt.	Non-state Providers			Never Enrolled	Drop-out	Total
		Pvt.	Madrasah	NFE/Others					Pvt.	Madrasah	NFE/Others			
6 to 10 year	72.1%	13.5%	0.6%	0.2%	10.8%	2.4%	100%	68.5%	16.1%	0.7%	0.3%	12.9%	1.5%	100%
11 to 13 year	69.3%	12.1%	0.6%	0.1%	9.4%	8.2%	100%	69.1%	14.1%	0.8%	0.1%	9.2%	6.8%	100%
14 to 16 year	57.4%	11.4%	0.8%	0.1%	12.5%	17.7%	100%	58.6%	11.3%	0.8%	0.0%	14.3%	15.0%	100%
Total (Age 6 to 16 year)		81.8%			11.8%	6.4%	100%		83.5%			11.5%	5.0%	100%
By Type (Age 6 to 16 year)	83.2%	15.8%	0.8%	0.2%	100%			81.0%	17.9%	0.9%	0.3%	100%		

% Enrollment by gender and type of school (Age 6 to 16 years)

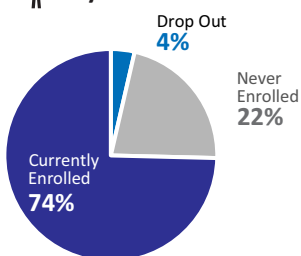


% Out of School Children by Gender (Age 6 to 16)

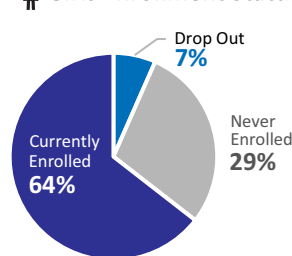


1.2. Overall Enrolment & Drop-outs

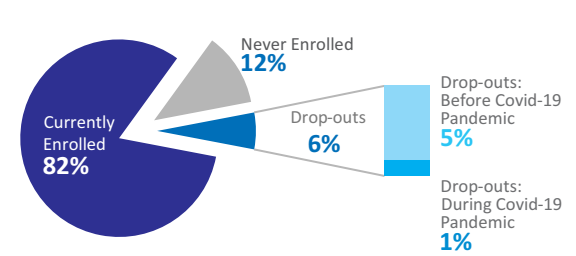
Boys Enrollment Status



Girls Enrollment Status



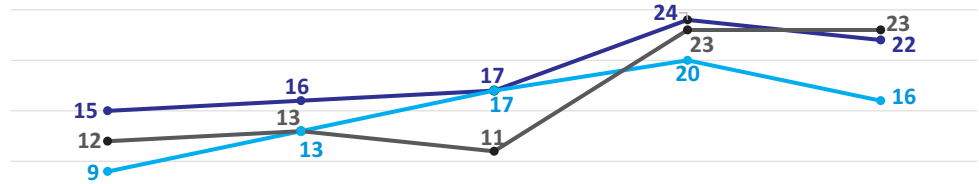
Enrollment Status



2. LEARNING QUALITY

2.1. Subject-wise Learning Levels - % Children of class 1-5

- Who can read Story Urdu/Sindhi/Pashtu
- Who can do Division Arithmetic
- Who can read Sentence English



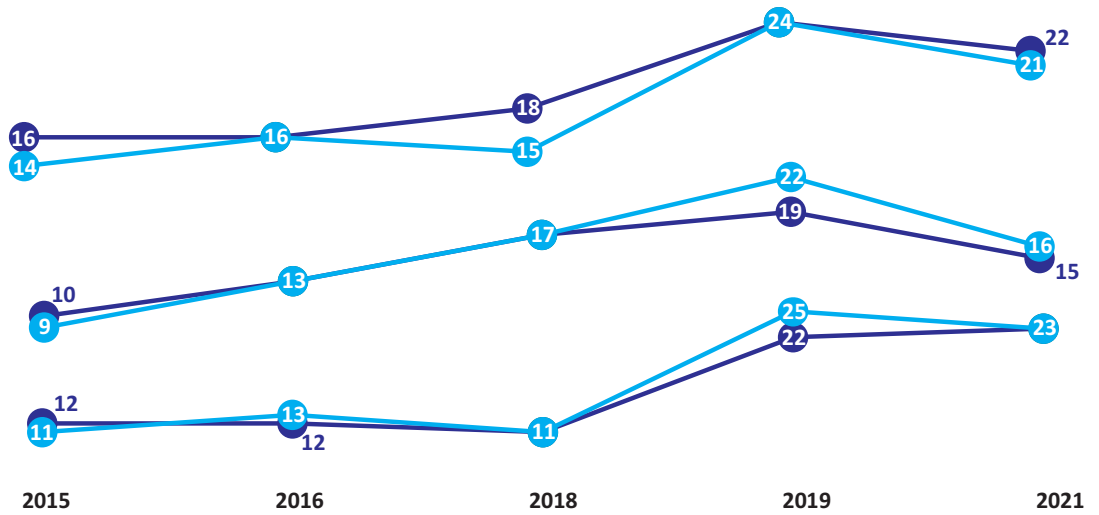
2.2. Learning Levels by Gender - % Children of class 1-5

- Boys
- Girls

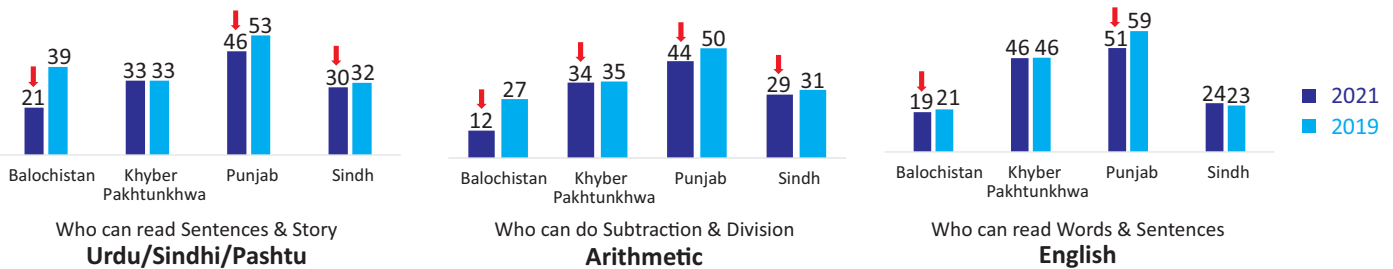
Who can read Story Urdu/Sindhi/Pashtu

Who can do Division Arithmetic


Who can read Sentence English



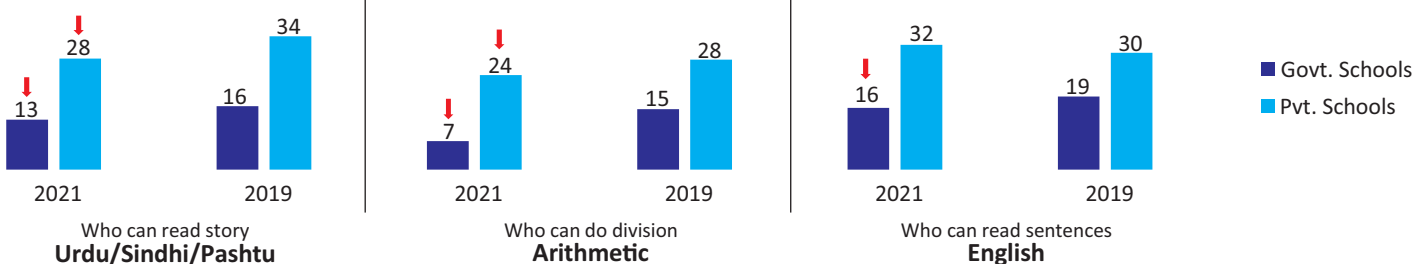
2.3. Learning Losses by Province - % Children of class 1-5



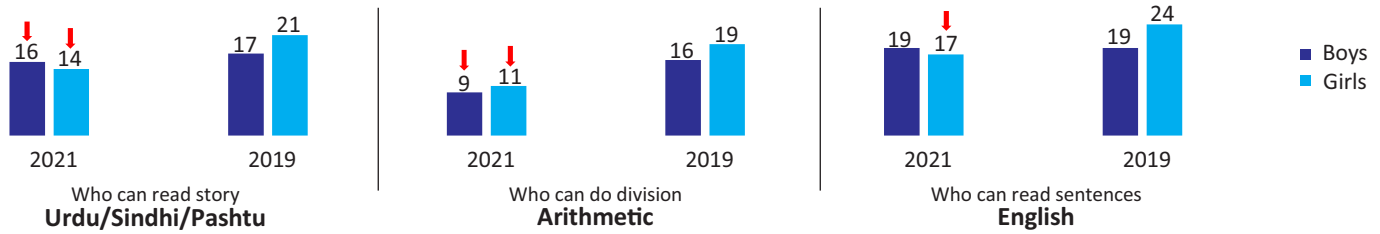
2.4. Learning Losses overall - % Children of class 3



2.5. Learning Losses by Institute Type - % Children of class 3



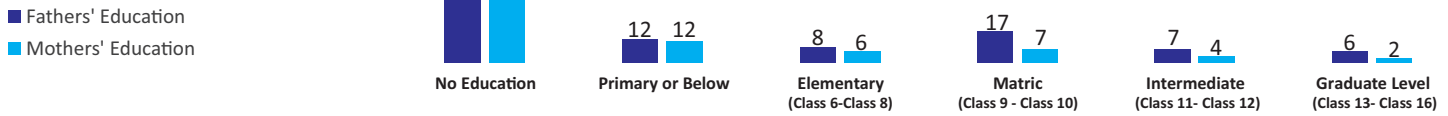
2.6. Learning Losses by Gender - % Children of class 3



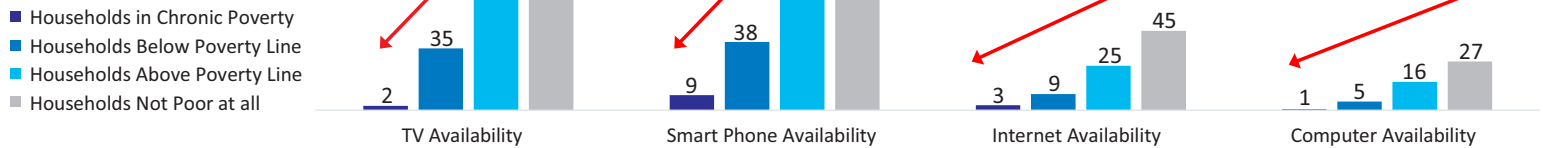
3. HOUSEHOLD INDICATORS AND LEARNING QUALITY

3.1. Household Indicators

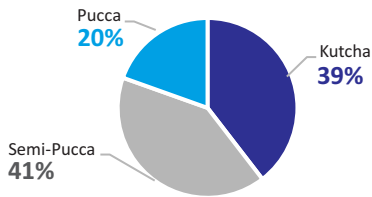
% Parents Education



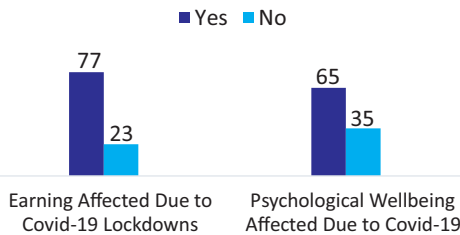
% Household with Technology by Wealth Index



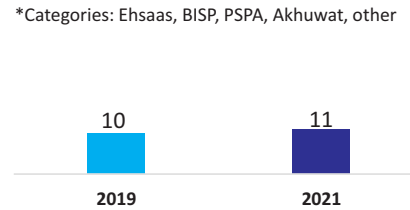
Type of House



% Households-Impact of Covid-19

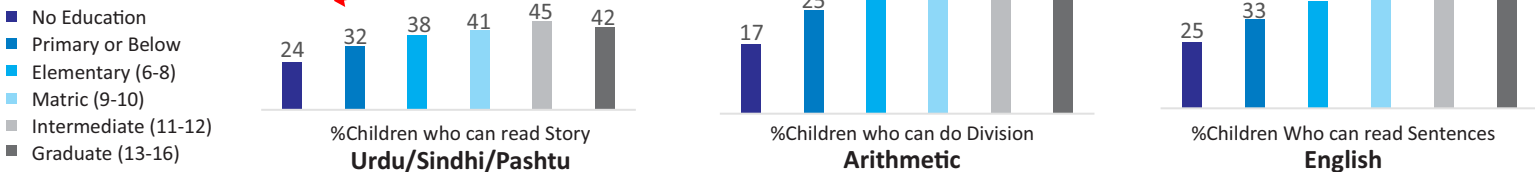


% Households who are recipient of Social Safety Nets



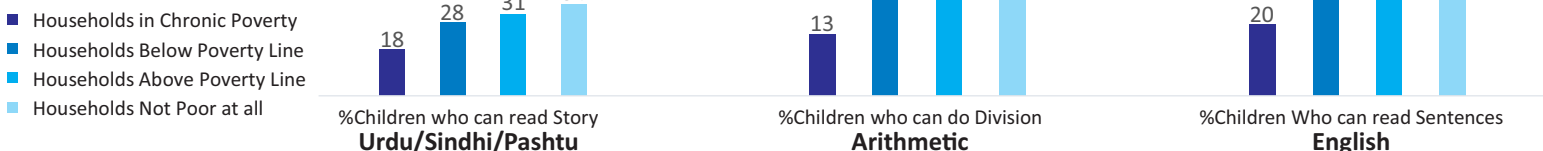
3.2. Mother's Education & Children Learning

Learning by Mothers' Education



3.3. Household Wealth Index & Children Learning

Learning by Household Wealth Index

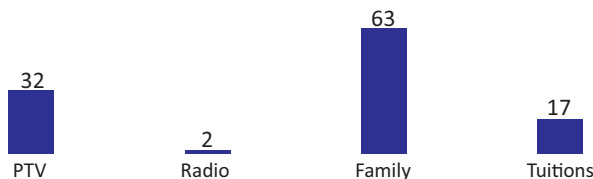


4. LEARNING DURING COVID-19

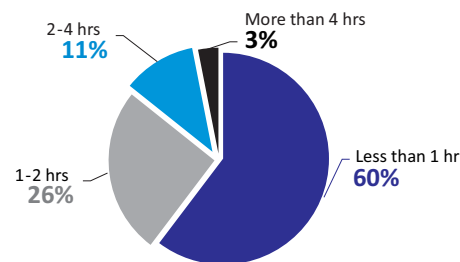


4.1. Studying during Schools Shut Down


% Children-Type of Learning Support Availed
(Children Self-Reporting)



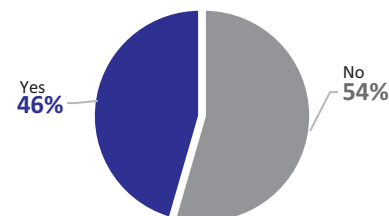
Average daily hours given to Studies (Children Self-Reporting)



Subject that % children who found it difficult to study on their own
(Children Self-Reporting)



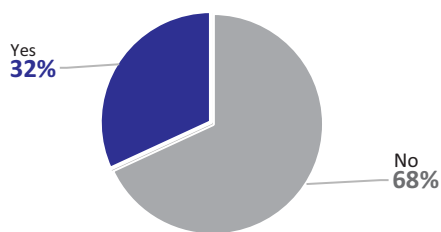
Do children feel confident to study on their own if Schools Shut Down again? (Children Self-Reporting)



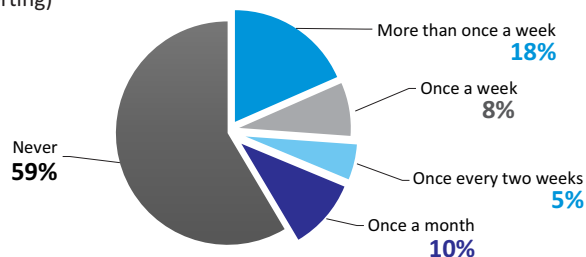
4.2. Support from Schools



Did School provide Learning Material?
(Children Self-reporting)



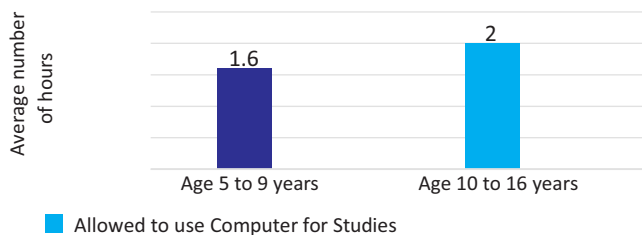
How often did School Management reach for providing Learning Support?
(Children self-reporting)



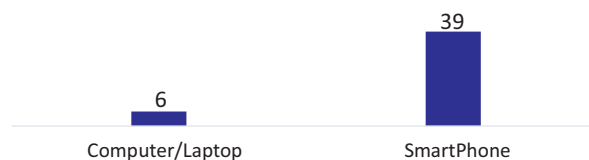
4.3. Technology usage for Continuing Learning



Technology Access for Studies
(Children Self-Reporting)



% Children-Technology used for Studies
(Children Self-Reporting)



5. SCHOOLS DURING COVID-19 PANDEMIC: IMPLEMENTATION OF COVID-19 SOPs

Implementation of Covid-19 SOPs in % Schools

■ Govt. Schools
■ Pvt. Schools

