
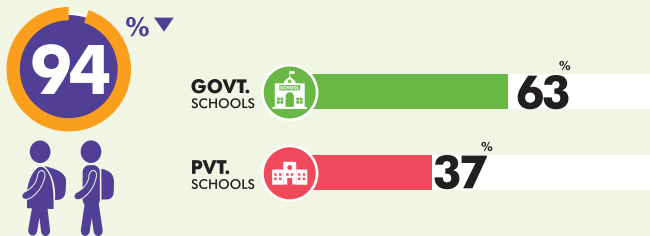


ENROLMENT

3-5 Years




6-16 Years



COMPARISON

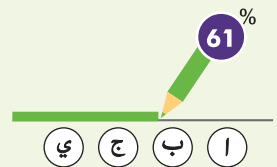
(6-16 Years)



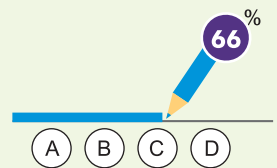
LEARNING LEVELS

CLASS 5 (5-16 Years)

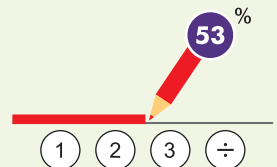
CAN READ STORY IN **URDU/SINDHI/PASHTO**



CAN READ SENTENCES IN **ENGLISH**



CAN DO 2 DIGIT DIVISION IN **ARITHMETIC**



BY GENDER

(5-16 Years)

CAN READ ATLEAST SENTENCES **URDU/SINDHI/PASHTO**



CAN READ ATLEAST WORDS IN **ENGLISH**



CAN DO ATLEAST SUBTRACTION IN **ARITHMETIC**



LEARNING LEVELS

NATIONAL | RURAL

COMPARISON

Class 5 (5-16 Years)



WHO CAN READ SENTENCES IN ENGLISH

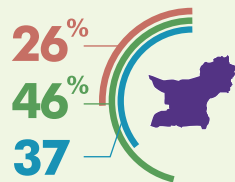


WHO CAN READ STORY IN URDU/SINDHI/PASHTO

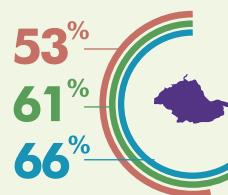


WHO CAN DO 2 DIGIT DIVISION

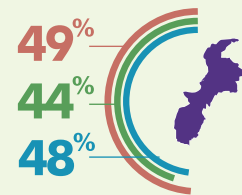
BALUCHISTAN



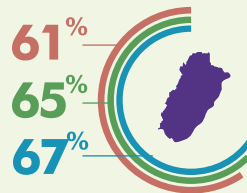
GILGIT-BALTISTAN



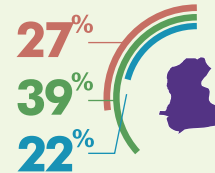
KHYBER PAKHTUNKHWA



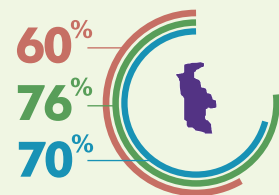
PUNJAB



SINDH



AZAD JAMMU & KASHMIR



FACILITIES

Govt. Primary Schools

Private Primary Schools

TEACHER ATTENDANCE

(On the day of survey)



CHILDREN ATTENDANCE

(On the day of survey)



CLEAN DRINKING WATER



STUDENT TOILET



ELECTRICITY CONNECTION



BOUNDARY WALL



SCHOOL RECEIVED GRANTS



DISABILITIES & FUNCTIONING

NATIONAL | RURAL

Schools with children with disabilities



Govt. Primary Schools











Private Primary Schools













DISABILITIES & FUNCTIONING

NATIONAL | RURAL

Average number of children in schools

Govt. Schools		TYPE OF DISABILITY	Private Schools	
				
1.8	2.71	 VISUAL	3.0	1.31
1.75	1.43		1.0	1.0
1.0	0.0		1.0	0.0
1.67	1.25	 HEARING	1.38	1.0
1.33	1.5		1.0	1.0
1.0	1.0		1.0	0.0
1.94	1.5	 PHYSICAL	1.33	1.5
1.4	1.33		0.0	1.50
3.0	1.0		1.0	1.0
1.89	2.0	 INTELLECTUAL	2.13	1.33
1.0	1.0		1.0	1.0
0.0	0.0		0.0	1.0

Facilities for children with disabilities

Govt. Primary Schools		Private Primary Schools
 10%	 RAMPS	 23%
 55%	 DISABILITY FRIENDLY TOILETS	 76%
 12%	 HEALTH & NUTRITION OFFICER	 18%
 11%	 OTHER FACILITIES Special staff, janitorial staff, pick and drop facilities	 37%

HEALTH IN HOUSEHOLD

Children that Received None of the Five Basic Vaccines



Whether Parent/Guardian Have a Vaccination Card, Other Document or Both

65%
Have
None

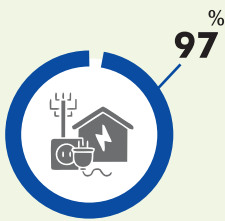


35%
Have a
Vaccination Card,
Other Document
or Both


*Self reported questions

ALTERNATE ENERGY, INFORMATION & COMMUNICATION TECHNOLOGY


IN HOUSEHOLD



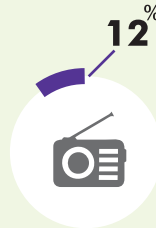
ELECTRICITY CONNECTION



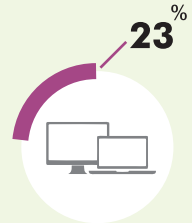
SOLAR PANELS




TELEVISION




RADIO



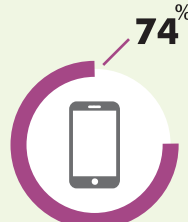
COMPUTER/LAPTOP




INTERNET



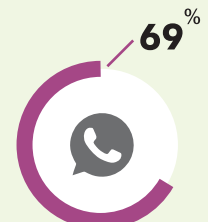
MOBILE



SMART PHONE



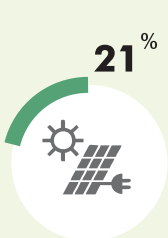
SMS



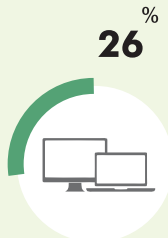
WHATSAPP

IN SCHOOLS

GOVT. SCHOOLS



SOLAR PANELS




COMPUTER LABS




INTERNET

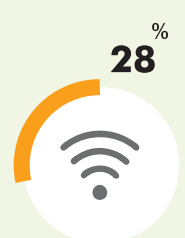
PVT. SCHOOLS



SOLAR PANELS



COMPUTER LABS


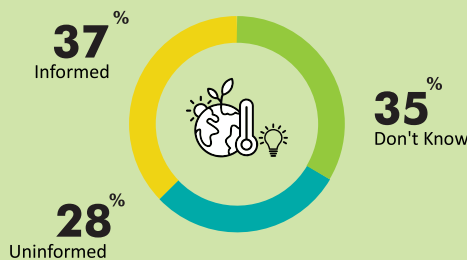


INTERNET

CLIMATE CHANGE

IN HOUSEHOLD

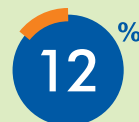
How Well Informed Are You About Climate Change?



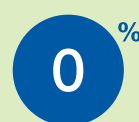
Has Your Family been Impacted by Natural Disaster?

SOCIAL SAFETY NET

IN HOUSEHOLD



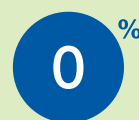
BISP recipient



Other recipient



Baitul Maal recipient



PSPA recipient



Akhuwat recipient

*Self reported questions