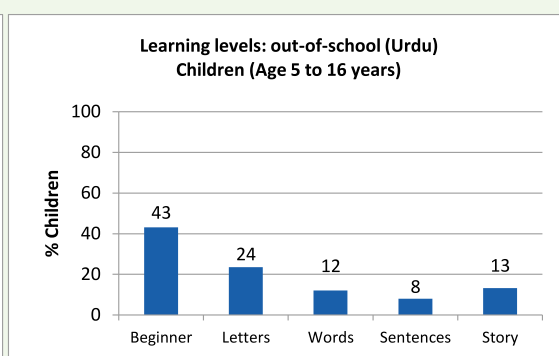
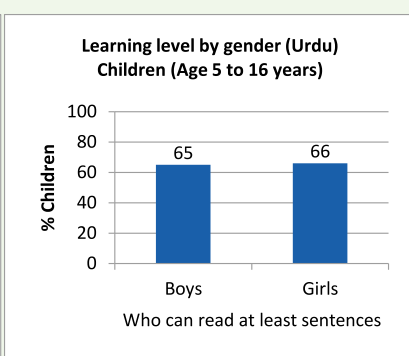
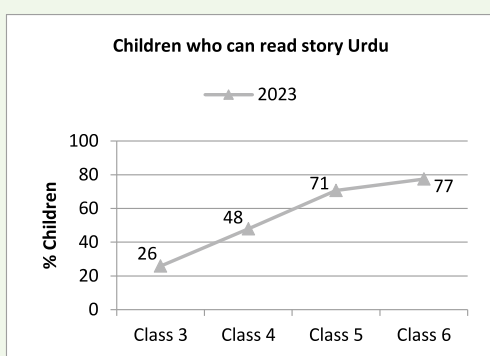
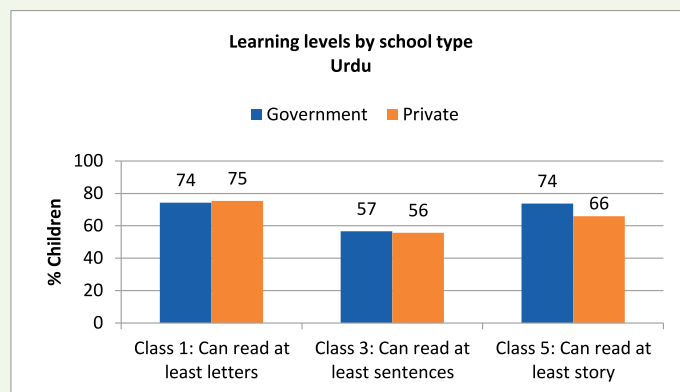


LEARNING LEVELS (URDU)

Class-wise % children who can read						
Class	Nothing	Letters	Words	Sentences	Story	Total
1	25.6	30.4	30.5	7.5	6.1	100
2	9.5	15.7	43.8	19.2	11.8	100
3	6.4	7.3	30.4	30.1	25.8	100
4	3.8	5.9	14.7	27.7	47.9	100
5	3.0	3.9	8.3	14.2	70.7	100
6	5.3	2.8	5.5	8.9	77.4	100
7	4.2	2.1	3.1	8.6	82.0	100
8	2.7	0.9	1.8	4.9	89.8	100
9	1.6	0.6	2.4	4.3	91.0	100
10	2.9	0.1	0.6	1.9	94.4	100

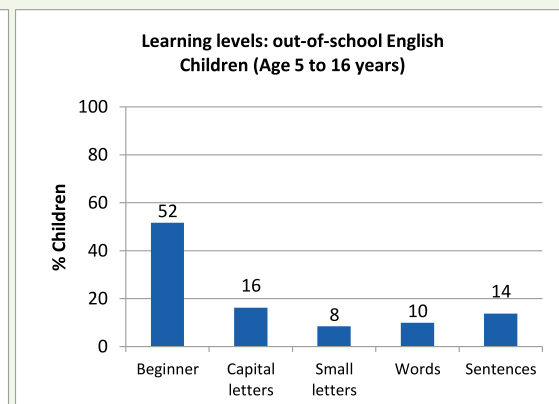
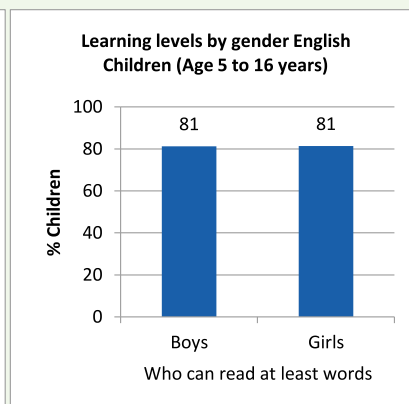
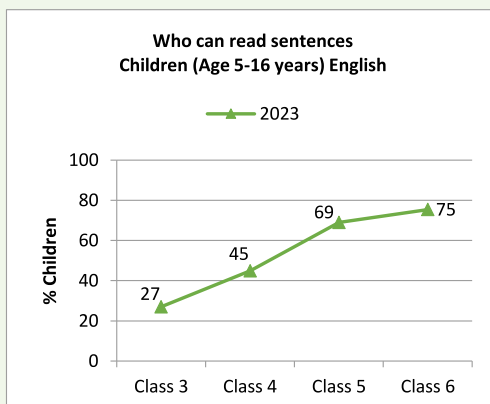
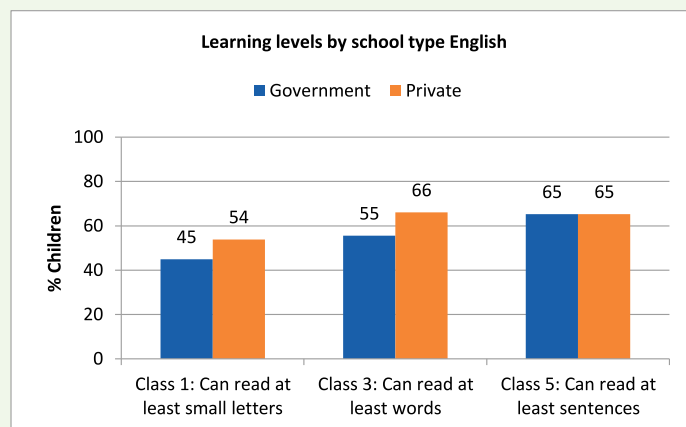
How to read: 12.8% (7.1+5.7) children of class 1 can read atleast sentence



LEARNING LEVELS (ENGLISH)

Class-wise % children who can read						
Class	Nothing	Letters		Words	Sentences	Total
		Capital	Small			
1	29.3	21.6	26.3	16.8	6.1	100
2	11.4	14.6	34.7	26.3	12.9	100
3	7.5	6.1	25.4	34.1	27.0	100
4	5.1	4.2	14.6	31.3	44.9	100
5	1.4	2.6	5.9	21.1	69.0	100
6	6.5	2.3	4.6	11.3	75.4	100
7	4.5	0.7	4.1	8.0	82.6	100
8	2.8	0.9	1.0	5.9	89.5	100
9	3.3	0.6	2.2	1.9	92.0	100
10	3.5	0.1	0.4	2.7	93.3	100

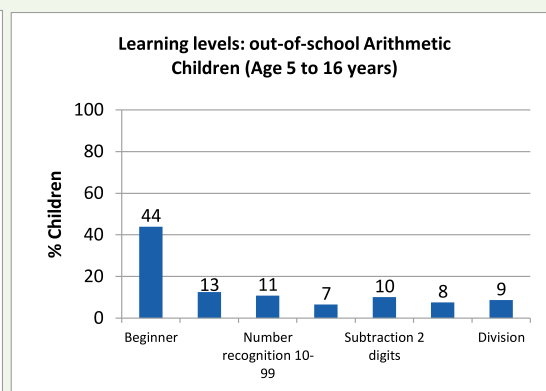
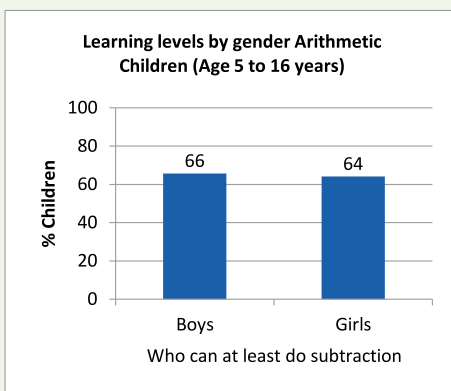
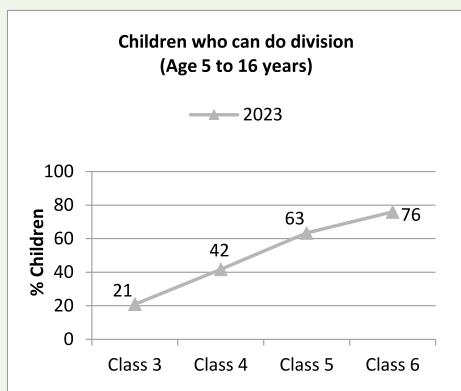
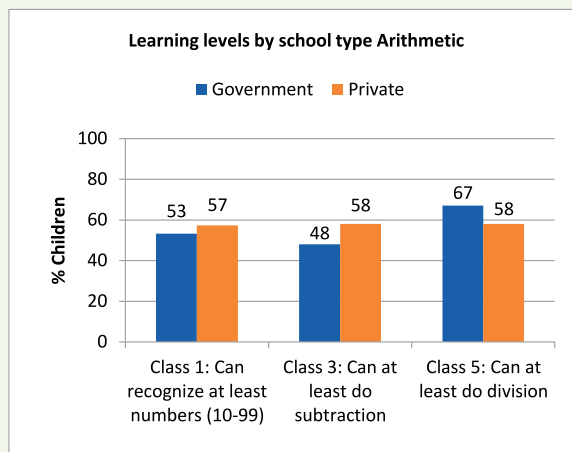
How to read: 20.6% (15.5+5.1) children of class 1 can read atleast word



Learning levels (Arithmetic)

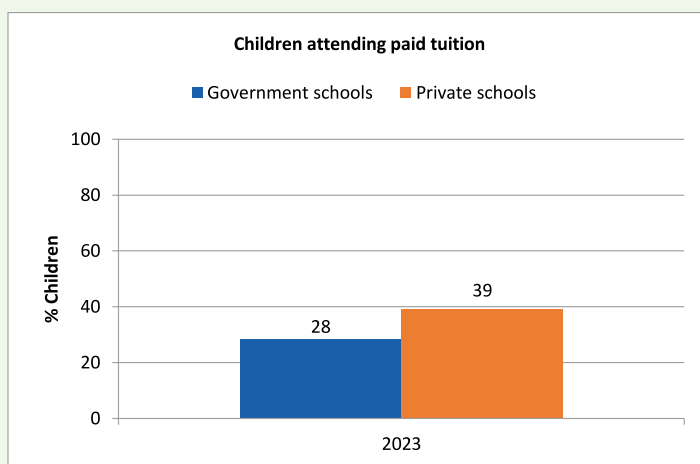
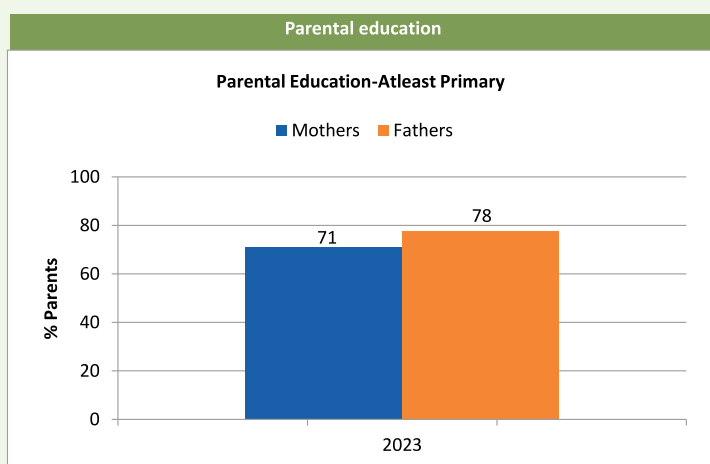
Class	Class-wise % children who can do							
	Nothing	Number recognition			Subtraction		Division (2 Digits)	Total
		1-9	10-99	100-200	2 Digits	3 Digits		
1	26.8	18.3	26.9	12.9	8.7	1.8	4.7	100
2	10.2	9.0	27.4	21.9	16.5	4.2	10.8	100
3	5.9	3.5	15.2	22.1	20.8	11.7	20.9	100
4	4.0	3.8	6.7	14.0	15.5	14.4	41.7	100
5	3.5	2.3	4.6	6.4	8.4	11.3	63.5	100
6	3.2	1.2	3.0	3.9	6.7	6.1	76.0	100
7	2.4	1.4	1.3	4.2	4.1	8.3	78.3	100
8	2.3	0.4	0.8	2.7	3.1	5.0	85.7	100
9	1.9	0.3	1.4	2.1	2.8	5.0	86.6	100
10	1.8	0.3	0.5	1.5	1.6	3.7	90.5	100

How to read: 15% (8.8+2.4+3.8) children of class 1 can do atleast subtraction




PARENTAL EDUCATION AND PAID TUITION

Class	Class-wise % children attending paid tuition											Total
	I	II	III	IV	V	VI	VII	VIII	IX	X	By institution	
Govt.	26.9	28.7	30.0	23.0	27.0	27.8	30.2	32.81	33.03	31.0	28.33	33
Pvt.	31.1	38.3	41.5	39.3	41.0	41.3	46.2	46.06	47.31	43.15	39.27	




ALTERNATE ENERGY, INFORMATION & COMMUNICATION TECHNOLOGY


IN HOUSEHOLD



ELECTRICITY CONNECTION



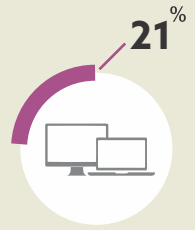
SOLAR PANELS




TELEVISION



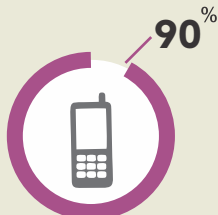
RADIO




COMPUTER/LAPTOP



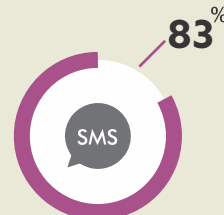
INTERNET



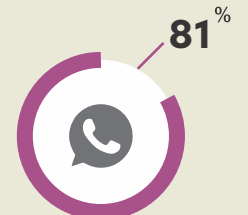
MOBILE



SMART PHONE



SMS

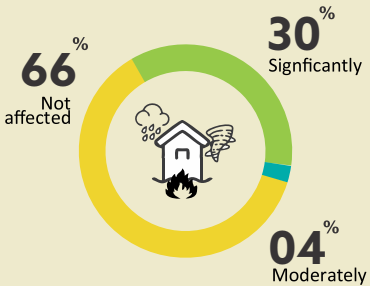
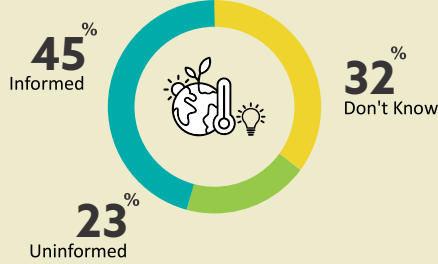


WHATSAPP

CLIMATE CHANGE

IN HOUSEHOLD

How Well Informed Are You About Climate Change?



Has Your Family been Impacted by Natural Disaster?

*Self reported questions

SOCIAL SAFETY NET

IN HOUSEHOLD

