



SCALE &
SCOPE



35
Rural Districts



996
Villages



528
Schools




20,565
Households



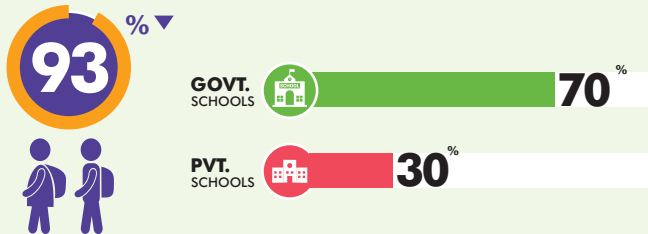
41,582
Children (3-16 Years)

ENROLMENT

3-5 Years



6-16 Years



COMPARISON

(6-16 Years)

75
BALOCHISTAN

94
GILGIT
BALTISTAN

90
KHYBER
PAKHTUNKHWA

93
PUNJAB

86
SINDH

98
AZAD JAMMU
& KASHMIR

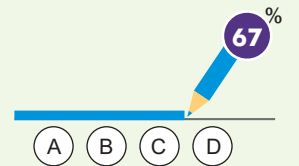
LEARNING LEVELS

CLASS 5 (5-16 Years)

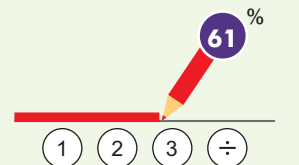
CAN READ STORY
IN URDU



CAN READ
SENTENCES
IN ENGLISH



CAN DO 2
DIGIT DIVISION
IN ARITHMETIC



BY GENDER

(5-16 Years)

CAN READ ATLEAST
SENTENCES URDU



CAN READ
ATLEAST WORDS
IN ENGLISH



CAN DO ATLEAST
SUBTRACTION
IN ARITHMETIC



LEARNING LEVELS

Punjab | RURAL

COMPARISON

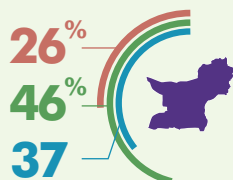
Class 5 (5-16 Years)

WHO CAN READ SENTENCES IN ENGLISH

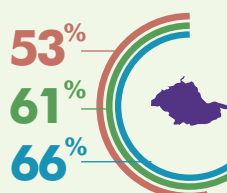
WHO CAN READ STORY IN URDU

WHO CAN DO 2 DIGIT DIVISION

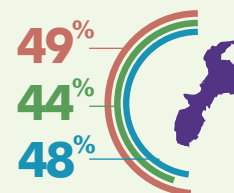
BALUCHISTAN



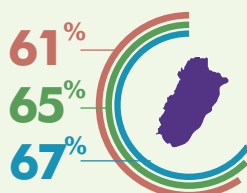
GILGIT-BALTISTAN



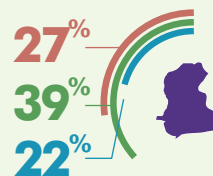
KHYBER PAKHTUNKHWA



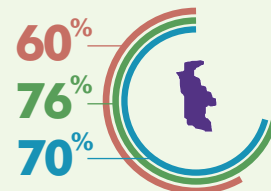
PUNJAB



SINDH



AZAD JAMMU & KASHMIR



FACILITIES

Govt. Primary Schools

Private Primary Schools

TEACHER ATTENDANCE
(On the day of survey)



CHILDREN ATTENDANCE
(On the day of survey)



CLEAN DRINKING WATER



STUDENT TOILET



ELECTRICITY CONNECTION



BOUNDARY WALL



SCHOOL RECEIVED GRANTS



HEALTH IN HOUSEHOLD

Children that Received None of the Five Basic Vaccines



Whether Parent/Guardian Have a Vaccination Card, Other Document or Both

31 Have None



69 Have a Vaccination Card, Other Document or Both

*Self reported questions

DISABILITIES & FUNCTIONING

Punjab | RURAL

Schools With Children With Disabilities

 **9** %
Govt. Primary Schools







 **5** %
Private Primary Schools

Average number of children in schools

Govt. Schools

TYPE OF DISABILITY

Private Schools

Govt. Schools		TYPE OF DISABILITY	Private Schools	
Male	Female		Male	Female
0.67	0.72	 VISUAL	0.24	0.98
0.05	0.16		0.06	0.1
0	0		0	0
0.44	0.03	 HEARING	0.24	0.14
0.05	0.21		0	0.06
0	0		0	0.03
0.77	0.59	 PHYSICAL	0.49	0.28
0.30	0.12		0.18	0.13
0	0		0	0.03
0.75	0.86	 INTELLECTUAL	0.27	0.15
0.05	0.31		0	0
0.17	0		0	0.03

Facilities for children with disabilities

Govt. Primary Schools

Private Primary Schools

 **44** %



RAMPS

 **74** %

 **68** %



DISABILITY FRIENDLY TOILETS

 **53** %

 **25** %



HEALTH & NUTRITION OFFICER

 **21** %

 **06** %



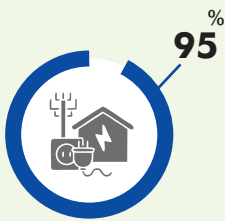
OTHER FACILITIES

Special staff, janitorial staff, pick and drop facilities


 **18** %

ALTERNATE ENERGY, INFORMATION & COMMUNICATION TECHNOLOGY


IN HOUSEHOLD



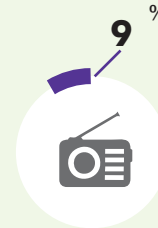
ELECTRICITY CONNECTION



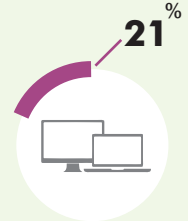
SOLAR PANELS



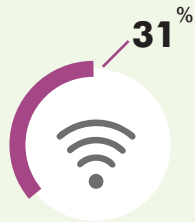
TELEVISION



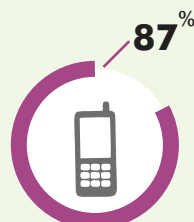
RADIO




COMPUTER/LAPTOP




INTERNET



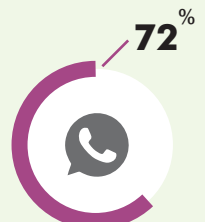
MOBILE



SMART PHONE



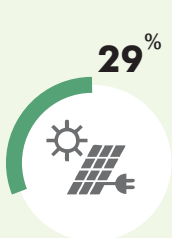
SMS



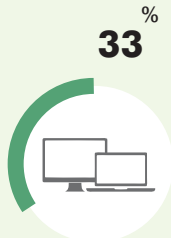
WHATSAPP

IN SCHOOLS


GOVT. SCHOOLS



SOLAR PANELS




COMPUTER LABS

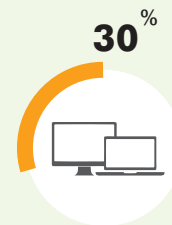


INTERNET


PVT. SCHOOLS



SOLAR PANELS



COMPUTER LABS

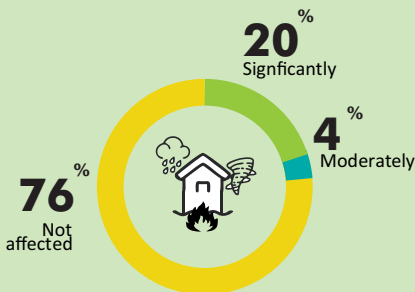
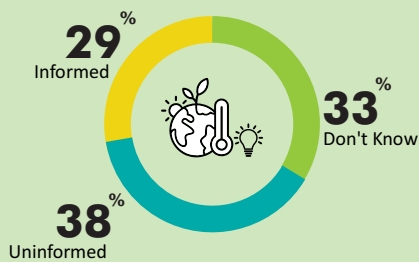


INTERNET

CLIMATE CHANGE

IN HOUSEHOLD

How Well Informed Are You About Climate Change?

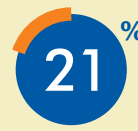


Has Your Family been Impacted by Natural Disaster?

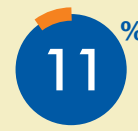
*Self reported questions

SOCIAL SAFETY NET

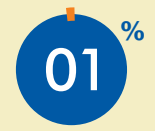
IN HOUSEHOLD



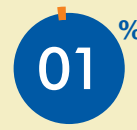
BISP recipient



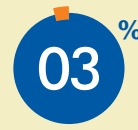
Other recipient



Baitul Maal recipient



PSPA recipient



Akhuwat recipient