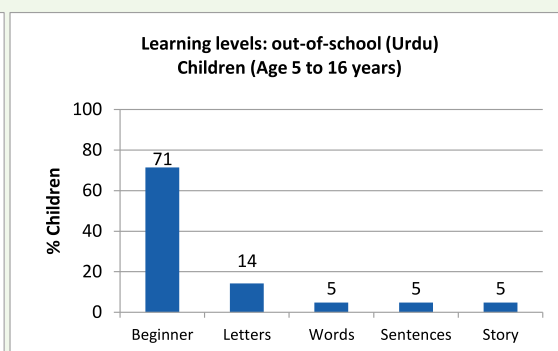
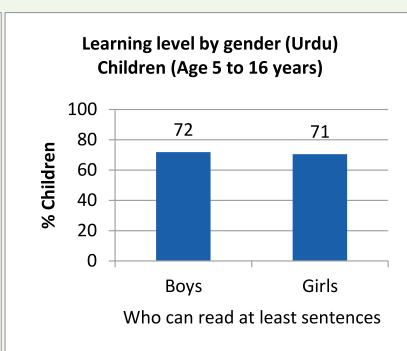
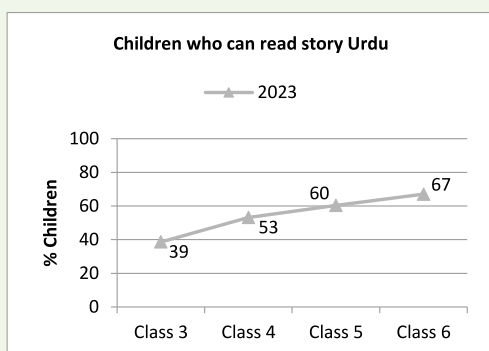
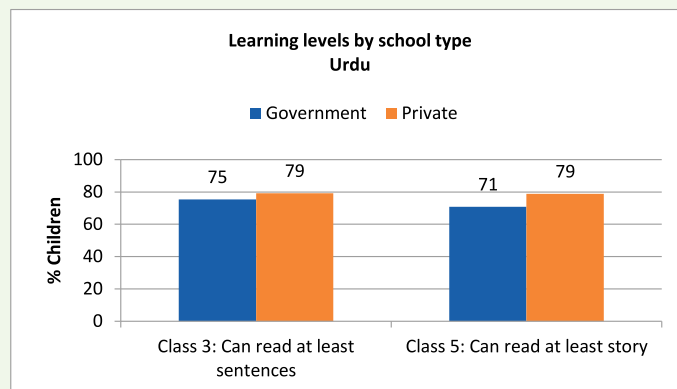


LEARNING LEVELS (URDU)

Class-wise % children who can read						
Class	Nothing	Letters	Words	Sentences	Story	Total
1	15.9	21.7	32.8	19.1	10.6	100
2	15.2	11.7	30.0	18.8	24.4	100
3	0.0	8.8	22.2	30.4	38.6	100
4	0.0	3.8	11.3	31.7	53.2	100
5	0.0	4.2	11.2	24.3	60.3	100
6	0.0	2.9	8.1	22.0	67.1	100
7	0.0	0.8	7.0	17.8	74.4	100
8	0.0	2.5	0.8	24.4	72.3	100
9	0.0	1.9	1.9	19.2	76.9	100
10	0.0	0.0	3.7	9.3	87.0	100

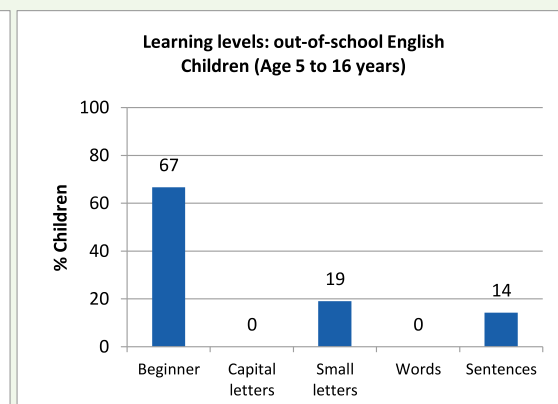
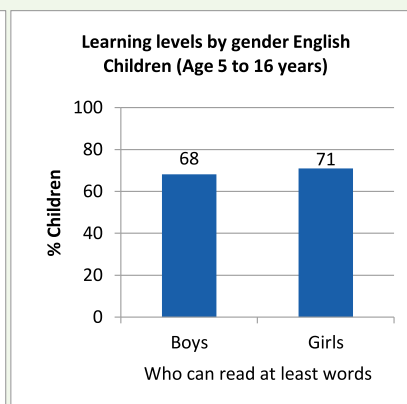
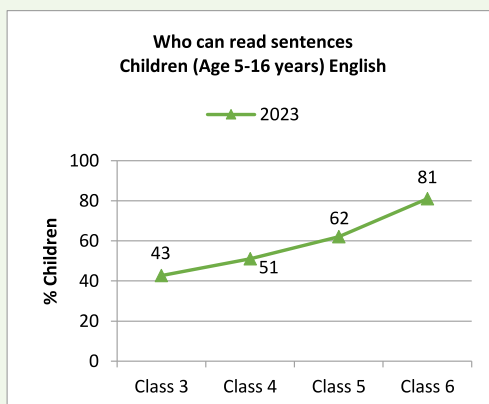
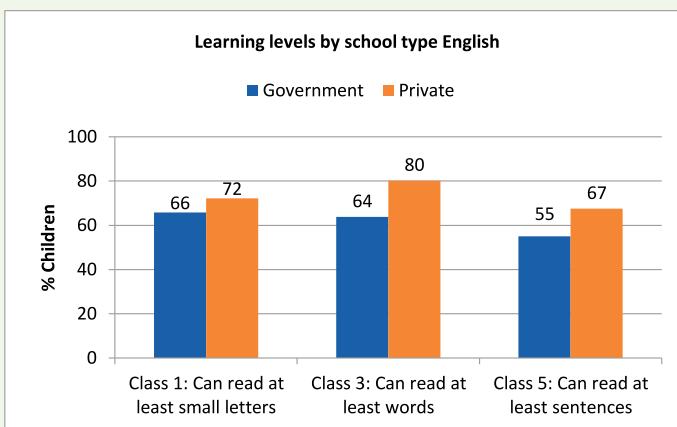
How to read: 9.5% (5.2+4.3) children of class 1 can read atleast sentence



LEARNING LEVELS (ENGLISH)

Class-wise % children who can read						
Class	Nothing	Letters		Words	Sentences	Total
		Capital	Small			
1	16.5	14.4	25.5	27.1	16.5	100
2	13.2	9.6	18.3	30.0	28.9	100
3	10.5	7.0	9.4	30.4	42.7	100
4	13.4	3.8	4.8	26.9	51.1	100
5	10.3	2.8	6.5	18.2	62.2	100
6	0.0	4.0	4.6	10.3	81.0	100
7	0.0	2.3	0.8	9.3	87.6	100
8	0.0	2.5	2.5	11.8	83.2	100
9	0.0	2.9	2.9	5.8	88.5	100
10	0.0	11.1	0.0	1.9	87.0	100

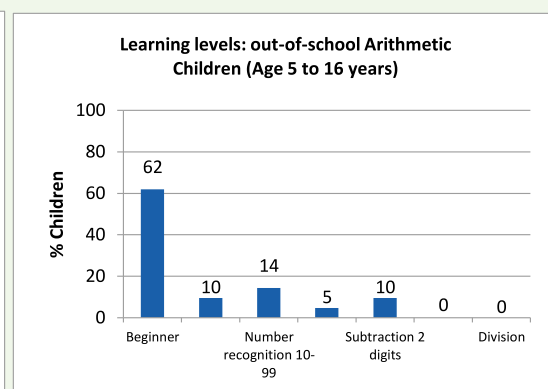
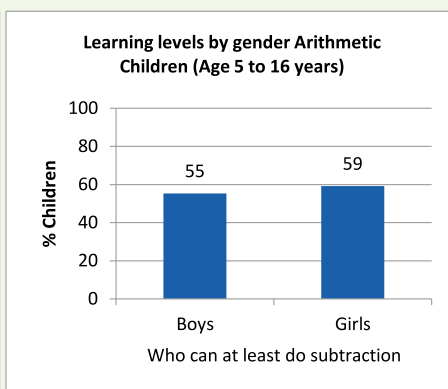
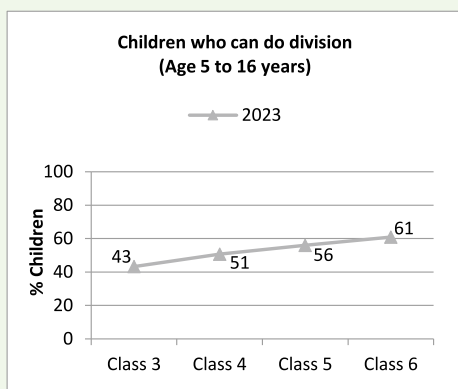
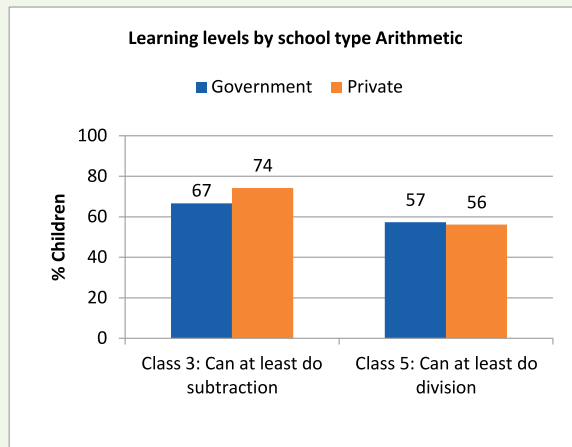
How to read: 11.7% (7.1+4.6) children of class 1 can read atleast word



Learning levels (Arithmetic)

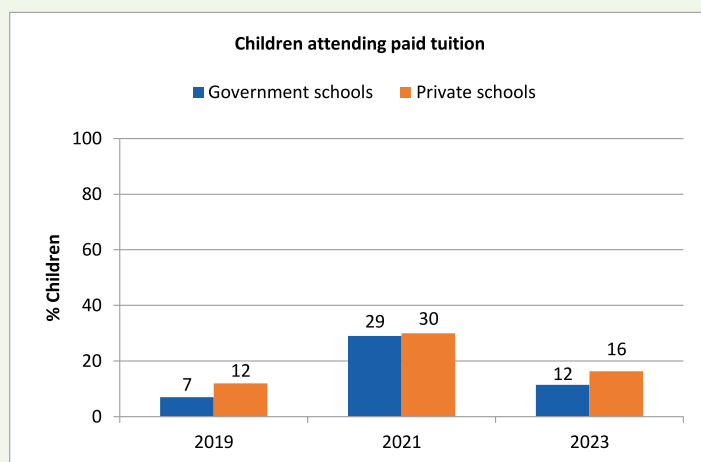
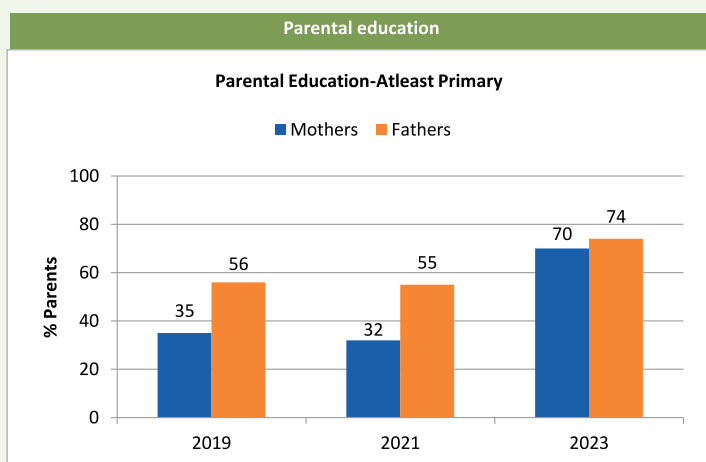
Class	Class-wise % children who can do							
	Nothing	Number recognition			Subtraction		Division (2 Digits)	Total
		1-9	10-99	100-200	2 Digits	3 Digits		
1	15.9	18.0	19.6	14.3	18.5	6.4	7.4	100
2	0.0	11.2	18.8	14.2	17.3	9.1	29.4	100
3	0.0	0.0	12.9	15.8	20.5	7.6	43.3	100
4	0.0	0.0	0.0	10.8	22.7	15.7	50.8	100
5	0.0	0.0	0.0	11.7	15.4	16.8	56.1	100
6	0.0	0.0	0.0	8.1	13.2	17.8	60.9	100
7	0.0	0.0	0.0	4.7	10.9	16.3	68.2	100
8	0.0	0.0	0.0	7.6	15.1	10.1	67.2	100
9	0.0	0.0	0.0	3.9	8.7	6.7	80.8	100
10	0.0	0.0	0.0	1.9	13.0	7.4	77.8	100

How to read: 9.5% (4.5+2.0+3.0) children of class 1 can do atleast subtraction




PARENTAL EDUCATION AND PAID TUITION

Class	Class-wise % children attending paid tuition											Total
	I	II	III	IV	V	VI	VII	VIII	IX	X	By institution	
Govt.	9.38	8.89	14.81	11.11	16.13	5.71	27.27	21	5.3	0	11.5	14.6
Pvt.	20.34	17.31	22.73	20	24.56	10	11.11	8.6	11.4	16.7	16.3	

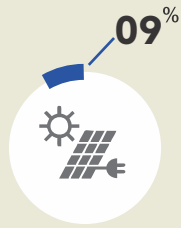


ALTERNATE ENERGY, INFORMATION & COMMUNICATION TECHNOLOGY


IN HOUSEHOLD




ELECTRICITY CONNECTION



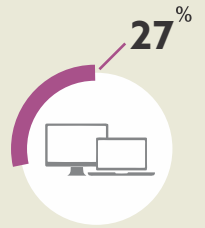
SOLAR PANELS



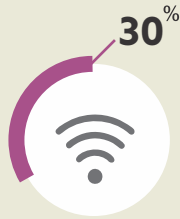
TELEVISION



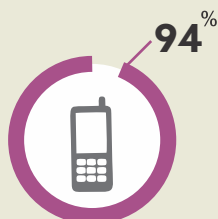
RADIO




COMPUTER/LAPTOP



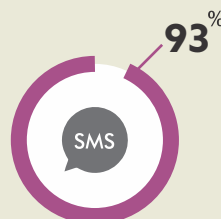
INTERNET



MOBILE



SMART PHONE



SMS

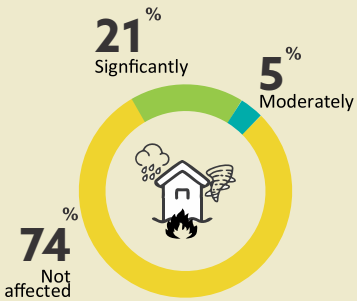
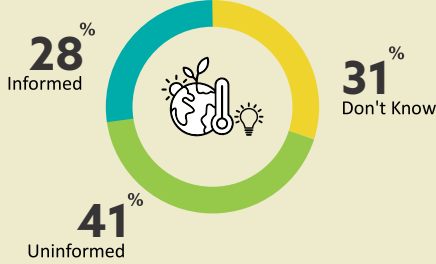


WHATSAPP

CLIMATE CHANGE

IN HOUSEHOLD

How Well Informed Are You About Climate Change?

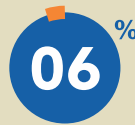


Has Your Family been Impacted by Natural Disaster?

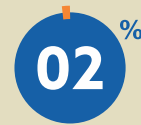
*Self reported questions

SOCIAL SAFETY NET

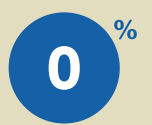
IN HOUSEHOLD



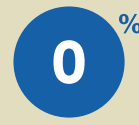
BISP recipient



Other recipient



Baitul Maal recipient



PSPA recipient



Akhuwat recipient

