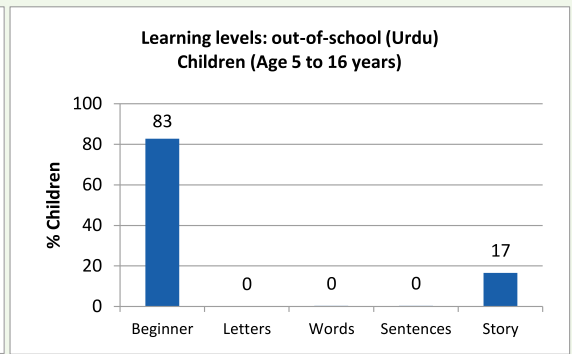
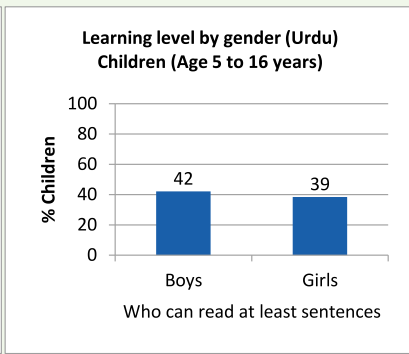
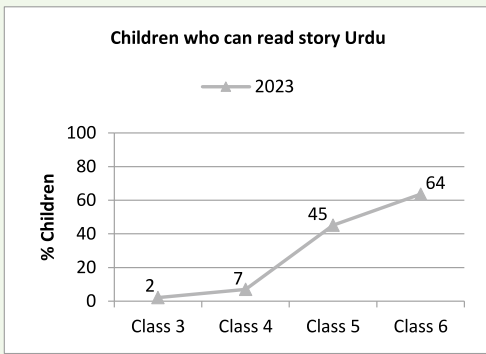
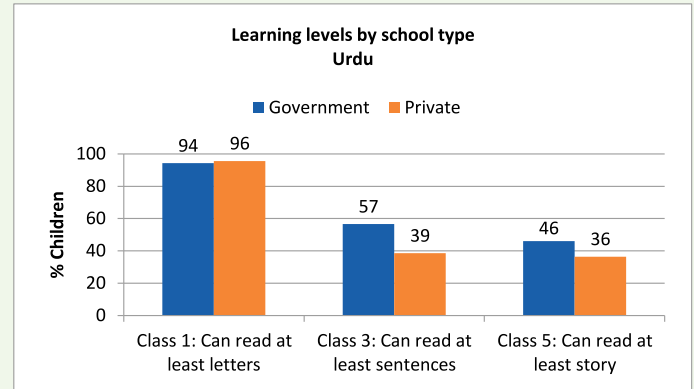


LEARNING LEVELS (URDU)

Class-wise % children who can read						
Class	Nothing	Letters	Words	Sentences	Story	Total
1	6.8	82.2	9.4	1.2	0.5	100
2	2.8	26.3	64.1	6.3	0.5	100
3	2.5	1.7	41.4	52.2	2.1	100
4	2.4	0.7	28.6	61.3	7.0	100
5	2.6	1.2	30.8	20.3	45.1	100
6	4.9	0.4	7.2	23.9	63.6	100
7	10.0	0.2	1.6	18.8	69.3	100
8	10.4	0.5	0.7	18.4	70.0	100
9	10.4	0.0	0.0	24.9	64.7	100
10	9.7	0.0	0.3	32.9	57.2	100

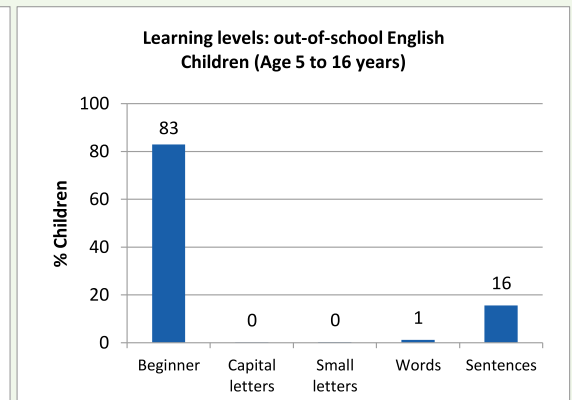
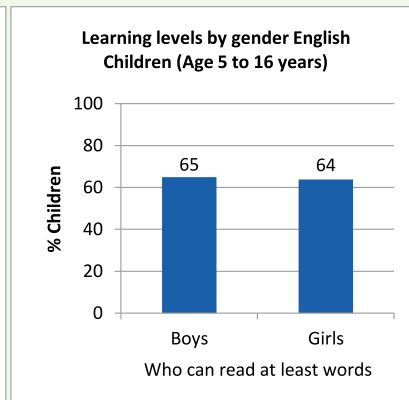
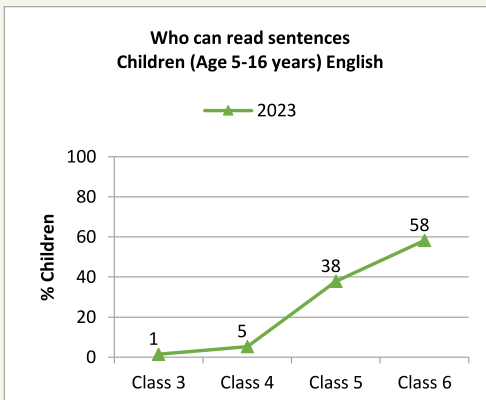
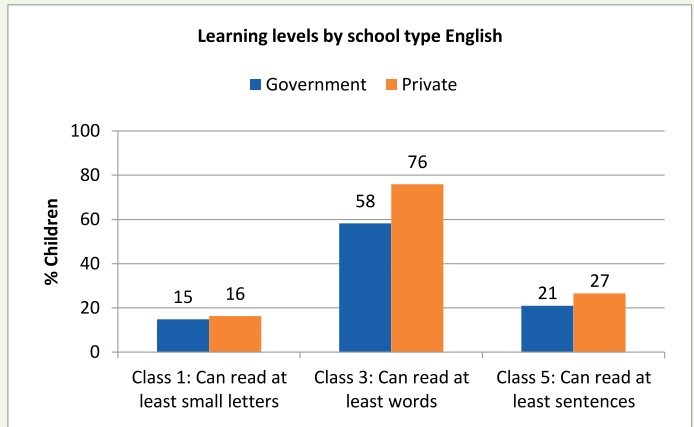
How to read: 12.8% (7.1+5.7) children of class 1 can read atleast sentence



LEARNING LEVELS (ENGLISH)

Class-wise % children who can read						
Class	Nothing	Letters		Words	Sentences	Total
		Capital	Small			
1	8.8	76.4	13.4	0.9	0.5	100
2	4.2	22.0	70.3	3.1	0.4	100
3	3.7	2.4	34.1	58.3	1.5	100
4	4.0	1.0	3.2	86.5	5.3	100
5	0.8	1.4	2.0	58.0	37.8	100
6	7.8	0.4	0.3	33.2	58.3	100
7	10.9	0.1	0.3	6.6	82.1	100
8	12.1	0.0	0.1	4.9	83.0	100
9	10.7	0.0	0.0	0.1	89.2	100
10	11.1	0.0	0.0	0.1	88.8	100

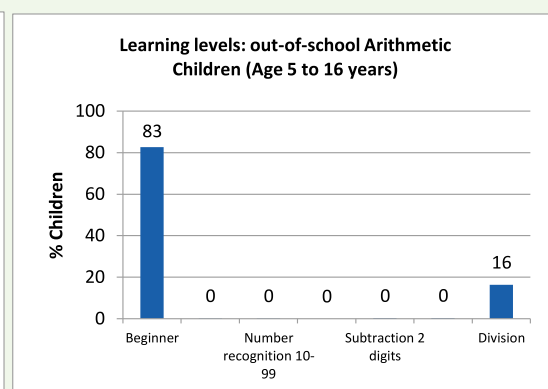
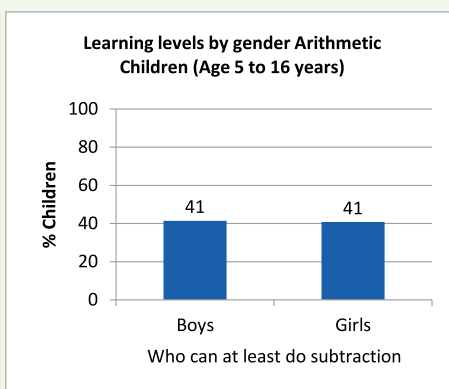
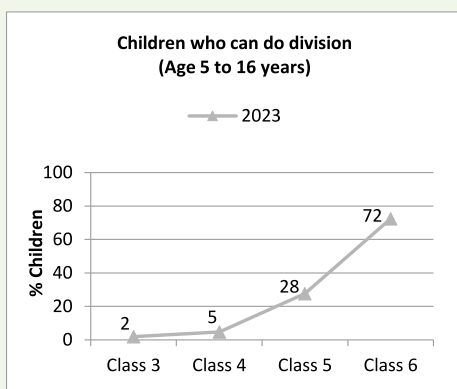
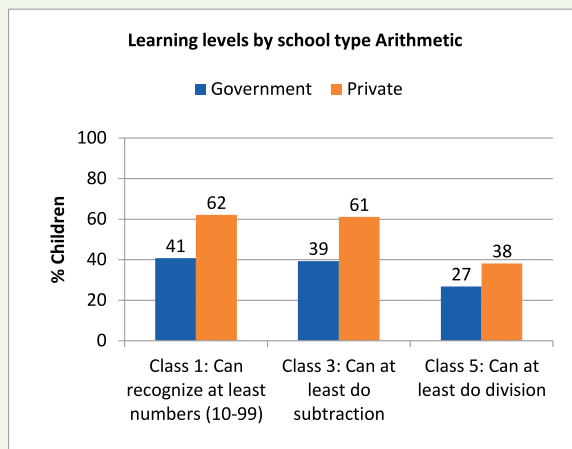
How to read: 20.6% (15.5+5.1) children of class 1 can read atleast word



Learning levels (Arithmetic)

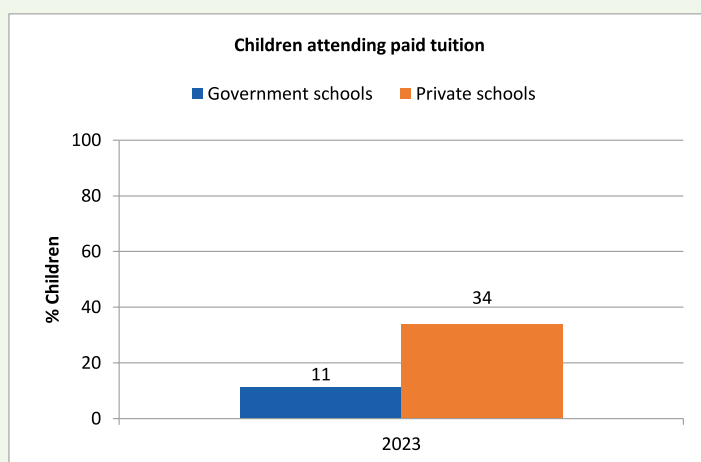
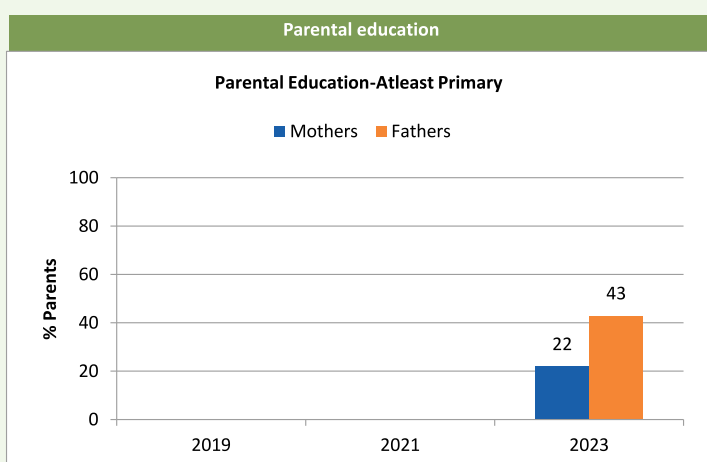
Class-wise % children who can do								
Class	Nothing	Number recognition			Subtraction		Division (2 Digits)	Total
		1-9	10-99	100-200	2 Digits	3 Digits		
1	6.5	51.2	34.0	7.1	0.5	0.1	0.6	100
2	3.1	8.5	40.2	43.1	3.7	0.7	0.6	100
3	2.9	1.1	12.2	42.4	31.2	8.3	1.9	100
4	3.5	0.9	2.0	19.4	36.8	32.6	4.8	100
5	2.7	1.1	6.5	7.1	13.1	41.9	27.6	100
6	6.7	0.4	0.6	2.3	5.8	11.8	72.4	100
7	11.4	0.1	0.1	1.0	2.0	3.3	82.2	100
8	10.5	0.1	0.4	0.5	1.3	3.0	84.3	100
9	11.7	0.3	0.0	0.7	0.0	0.0	87.3	100
10	10.0	0.0	0.0	0.3	0.2	0.0	89.6	100

How to read: 15% (8.8+2.4+3.8) children of class 1 can do at least subtraction




PARENTAL EDUCATION AND PAID TUITION

Class-wise % children attending paid tuition												
Class	I	II	III	IV	V	VI	VII	VIII	IX	X	By institution	Total
Govt.	8.2	9.5	10.1	13.5	13.9	17.0	16.3	14.7	26.5	24.4	11.4	13
Pvt.	28.3	29.3	32.3	32.4	39.5	46.8	37.8	29.8	25.0	64.9	34.0	

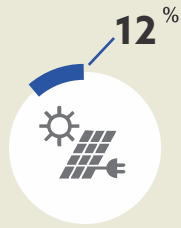


ALTERNATE ENERGY, INFORMATION & COMMUNICATION TECHNOLOGY


IN HOUSEHOLD



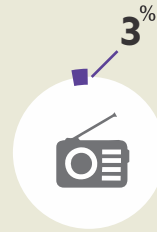
ELECTRICITY CONNECTION




SOLAR PANELS




TELEVISION



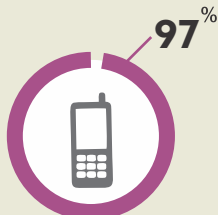
RADIO




COMPUTER/LAPTOP



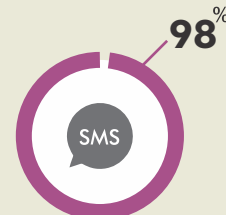
INTERNET



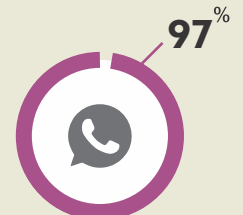
MOBILE



SMART PHONE



SMS

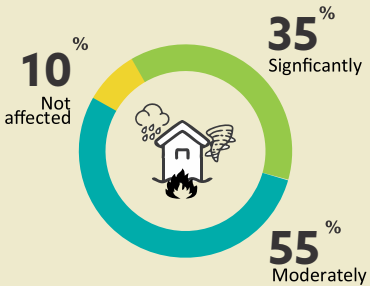
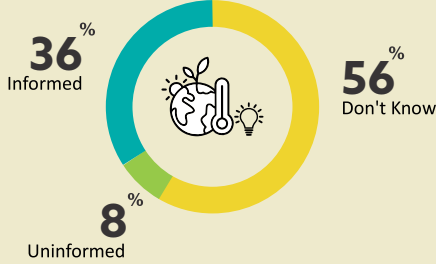


WHATSAPP

CLIMATE CHANGE

IN HOUSEHOLD

How Well Informed Are You About Climate Change?



Has Your Family been Impacted by Natural Disaster?

*Self reported questions

SOCIAL SAFETY NET

IN HOUSEHOLD

