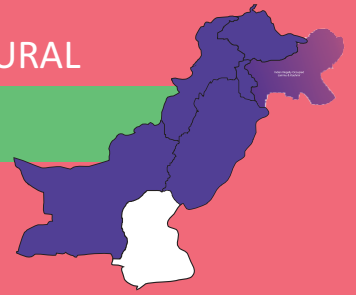


DISABILITY & FUNCTIONING



25

Rural Districts



720

Villages



660

Govt. Schools

114

Private Schools

Schools with children with disabilities

Govt. Schools



Private Schools



Facilities for children with disabilities

Govt. Schools



RAMPS



DISABILITY FRIENDLY TOILETS



HEALTH & NUTRITION OFFICER













OTHER FACILITIES

Special staff, janitorial staff, pick and drop facilities

Private Schools



Average number of children in schools

Govt. Schools			TYPE OF DISABILITY	Private Schools		
						
2.4	Some Difficulty	2.0	 VISUAL	1.0	Some Difficulty	1.2
2.0	Alot Difficulty	0.5		1.0	Alot Difficulty	0.0
0.6	Cannot do at all	0.4		0.0	Cannot do at all	0.0
1.1	Some Difficulty	1.6	 HEARING	2.0	Some Difficulty	2.0
1.3	Alot Difficulty	0.0		1.0	Alot Difficulty	1.0
0.6	Cannot do at all	0.3		0.0	Cannot do at all	0.0
1.4	Some Difficulty	1.6	 PHYSICAL	1.4	Some Difficulty	0.0
1.1	Alot Difficulty	0.8		0.0	Alot Difficulty	0.0
0.8	Cannot do at all	0.5		0.0	Cannot do at all	0.0
3.2	Some Difficulty	3.0	 INTELLECTUAL	0.0	Some Difficulty	0.0
3.6	Alot Difficulty	0.0		0.0	Alot Difficulty	0.0
0.5	Cannot do at all	1.0		0.0	Cannot do at all	0.0
0.0	Some Difficulty	0.0	 SELF CARE	1.0	Some Difficulty	1.0
0.0	Alot Difficulty	0.0		0.0	Alot Difficulty	0.0
0.0	Cannot do at all	0.0		0.0	Cannot do at all	0.0
3.0	Some Difficulty	0.9	 COMMUNICATION	1.5	Some Difficulty	3.0
2.5	Alot Difficulty	0.0		0.0	Alot Difficulty	0.0
0.5	Cannot do at all	0.5		0.0	Cannot do at all	0.0