

# General Knowledge

Sample 1

English

Sample 1

This test is for children who are at word level in English

**Q1: Look at the picture and answer accordingly.**

**(I) What is the boy doing in the picture?**

- (a) Writing
- (b) Reading
- (c) Sleeping



**(II) What is the girl doing in the picture?**

- (a) Playing
- (b) Jumping
- (c) Laughing



**Q2: Complete the sentence by replacing pictures with words.**


This is a \_\_\_\_\_



This is a \_\_\_\_\_



This is a \_\_\_\_\_



Ask the child to look at the picture and then ask 2 questions from the child.  
Mark "Yes" if the child answers correctly, otherwise mark as "No".

بچے کو تصویر دیکھنے کو کہیں اور پھر 2 سوال پوچھیں۔ اگر بچہ صحیح جواب دیتا ہے تو "Yes" پر نشان لگائیں، ورنہ "No" پر نشان لگائیں۔

Ask the child to complete the sentences by identifying the pictures of the items drawn on the sample (in English). If a child answers any 2 correctly, mark her/him "Yes", otherwise "No".


بچے کو اوپر دی گئی تصاویر کی نشاندہی کرنے کو کہیں۔ اگر بچہ کوئی سے 2 کا صحیح جواب (انگریزی میں) دے تو Yes درنہ No پر نشان لگائیں۔

This test is for children who are at word level in English

**Q1: Look at the picture and answer accordingly.**

**(I) What is the woman doing in the picture?**

- (a) Reading a book
- (b) Drawing a picture
- (c) Teaching Students




**(II) What is the boy doing in the picture?**

- (a) Playing
- (b) Writing
- (c) Sleeping



**Q2: Complete the sentence by replacing pictures with words.**

This is a \_\_\_\_\_



This is a \_\_\_\_\_



This is a \_\_\_\_\_



Ask the child to look at the picture and then ask 2 questions from the child.  
 Mark "Yes" if the child answers correctly, otherwise mark as "No".

بچے کو تصویر دیکھنے کو کہیں اور پھر 2 سوال پوچھیں۔ اگر بچہ صحیح جواب دیتا ہے تو "Yes" پر نشان لگائیں، ورنہ "No" پر نشان لگائیں۔

Ask the child to complete the sentences by identifying the pictures of the items drawn on the sample (in English). If a child answers any 2 correctly, mark her/him "Yes", otherwise "No".

بچے کو اوپر دی گئی تصاویر کی نشاندہی کرنے کو کہیں۔ اگر بچہ کوئی سے 2 کا صحیح جواب (انگریزی میں) دے تو "Yes" ورنہ "No" پر نشان لگائیں۔