
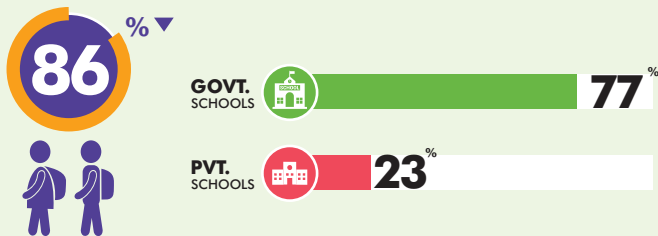


## ENROLMENT

### 3-5 Years




### 6-16 Years



### COMPARISON

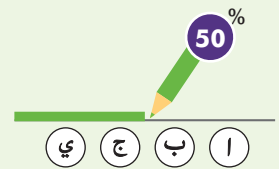
(6-16 Years)



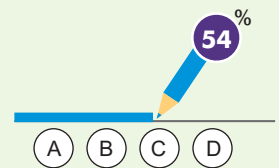
## LEARNING LEVELS

### CLASS 5 (5-16 Years)

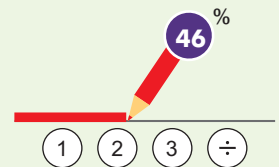
CAN READ STORY  
IN URDU/SINDHI/  
PASHTO



CAN READ  
SENTENCES  
IN ENGLISH



CAN DO 2  
DIGIT DIVISION  
IN ARITHMETIC




### BY GENDER

(5-16 Years)

CAN READ ATLEAST  
SENTENCES URDU/  
SINDHI/PASHTO



CAN READ  
ATLEAST WORDS  
IN ENGLISH



CAN DO ATLEAST  
SUBTRACTION  
IN ARITHMETIC

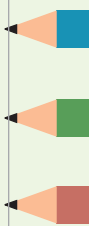


# LEARNING LEVELS

NATIONAL | RURAL

## COMPARISON

Class 5 (5-16 Years)

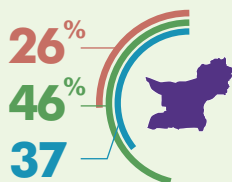


WHO CAN READ SENTENCES IN ENGLISH

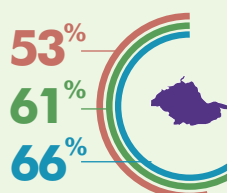
WHO CAN READ STORY IN URDU/SINDHI/PASHTO

WHO CAN DO 2 DIGIT DIVISION

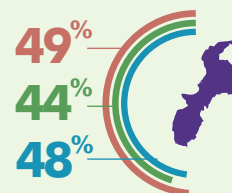
### BALUCHISTAN



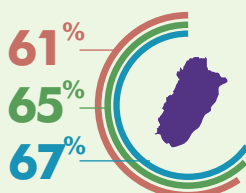
### GILGIT-BALTISTAN



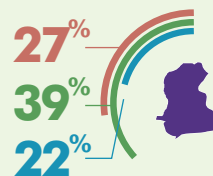
### KHYBER PAKHTUNKHWA



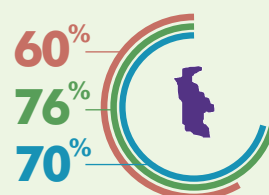
### PUNJAB



### SINDH



### AZAD JAMMU & KASHMIR



# FACILITIES

## Govt. Primary Schools

## Private Primary Schools

TEACHER ATTENDANCE  
(On the day of survey)



CHILDREN ATTENDANCE  
(On the day of survey)



CLEAN DRINKING WATER



STUDENT TOILET



ELECTRICITY CONNECTION



BOUNDARY WALL



SCHOOL RECEIVED GRANTS



# DISABILITIES & FUNCTIONING

NATIONAL | RURAL

## Schools with children with disabilities



Govt. Primary Schools



Private Primary Schools

# DISABILITIES & FUNCTIONING

NATIONAL | RURAL

## Average number of children in schools

Govt. Schools		TYPE OF DISABILITY	Private Schools	
Male	Female		Male	Female
0.90	0.76	VISUAL	0.83	0.61
0.28	0.19		0.19	0.13
0.09	0.05		0.03	0.01
0.68	0.34	HEARING	0.41	0.22
0.18	0.14		0.05	0.07
0.07	0.04		0.03	0.04
0.86	0.53	PHYSICAL	0.76	0.28
0.37	0.20		0.32	0.14
0.16	0.09		0.06	0.03
0.72	0.39	INTELLECTUAL	0.50	0.27
0.31	0.11		0.15	0.05
0.14	0.02		0.02	0.02

## Facilities for children with disabilities

Govt. Primary Schools		Private Primary Schools
23%	RAMPS	55%
51%	DISABILITY FRIENDLY TOILETS	57%
10%	HEALTH & NUTRITION OFFICER	13%
0%	OTHER FACILITIES Special staff, janitorial staff, pick and drop facilities	21%

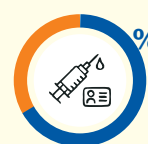
## HEALTH IN HOUSEHOLD

Children that Received None of the Five Basic Vaccines



Whether Parent/Guardian Have a Vaccination Card, Other Document or Both

34%  
Have  
None

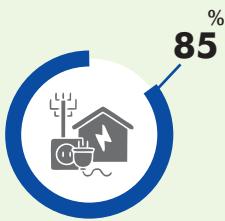


66%  
Have a  
Vaccination Card,  
Other Document  
or Both

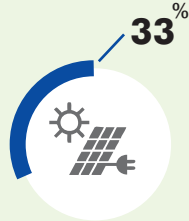
\*Self reported questions

# ALTERNATE ENERGY, INFORMATION & COMMUNICATION TECHNOLOGY


IN HOUSEHOLD



ELECTRICITY CONNECTION



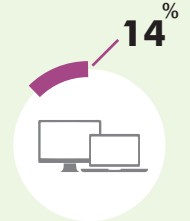
SOLAR PANELS




TELEVISION




RADIO



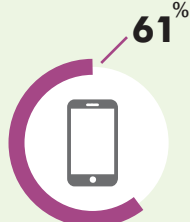
COMPUTER/LAPTOP




INTERNET



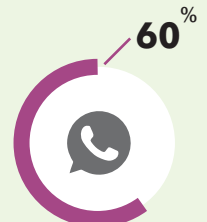
MOBILE



SMART PHONE



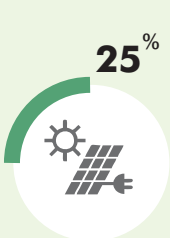
SMS



WHATSAPP

IN SCHOOLS

## GOVT. SCHOOLS



SOLAR PANELS

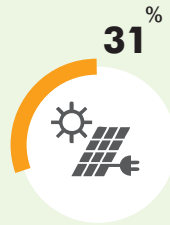


COMPUTER LABS

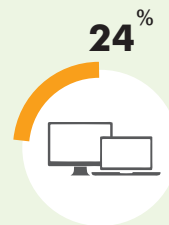


INTERNET

## PVT. SCHOOLS



SOLAR PANELS



COMPUTER LABS


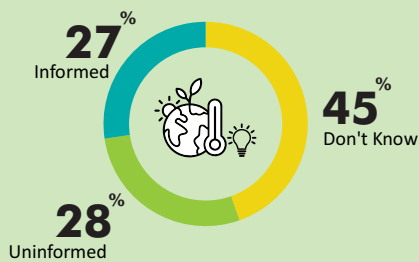


INTERNET

## CLIMATE CHANGE

IN HOUSEHOLD

How Well Informed Are You About Climate Change?

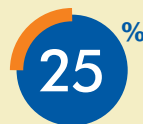


Has Your Family been Impacted by Natural Disaster?

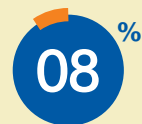
\*Self reported questions

## SOCIAL SAFETY NET

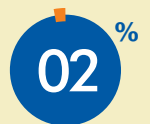
IN HOUSEHOLD



BISP recipient



Other recipient



Baitul Maal recipient



PSPA recipient



Akhuwat recipient