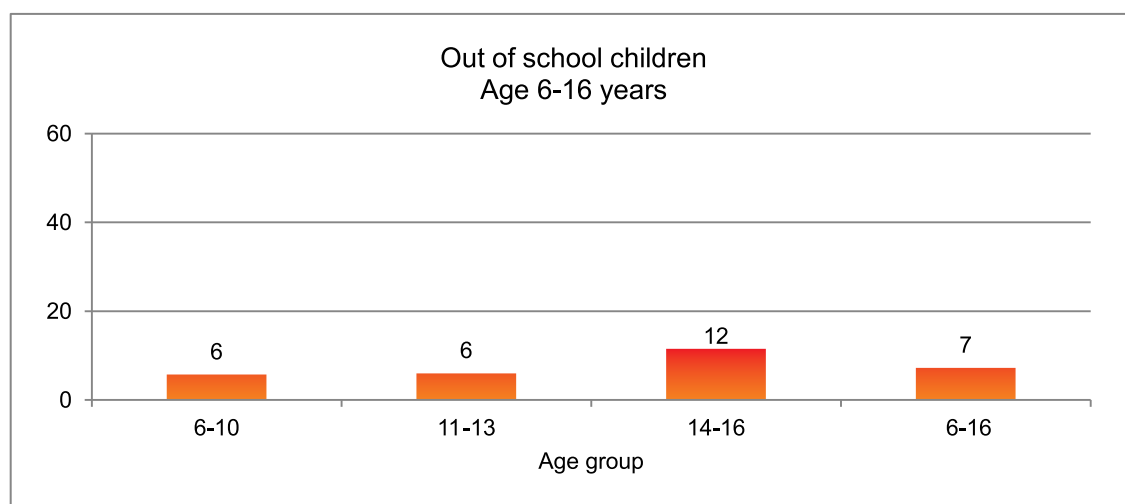


School enrollment and out of school children 6-16 years							
% Children in different types of schools					% Out-of-school		Total
Age group	Govt.	Non-state providers			Never enrolled	Drop-out	
		Pvt.	Madrasat	Others			
6-10	33.5	58.7	2.0	0.2	4.7	1.0	100
11-13	38.8	52.6	2.3	0.3	3.3	2.7	100
14-16	46.7	40.7	1.0	0.1	5.2	6.3	100
6-16	38.0	52.8	1.8	0.2	4.5	2.7	100
Total	92.8				7.2		100
By type	41.0	56.8	2.0	0.2			

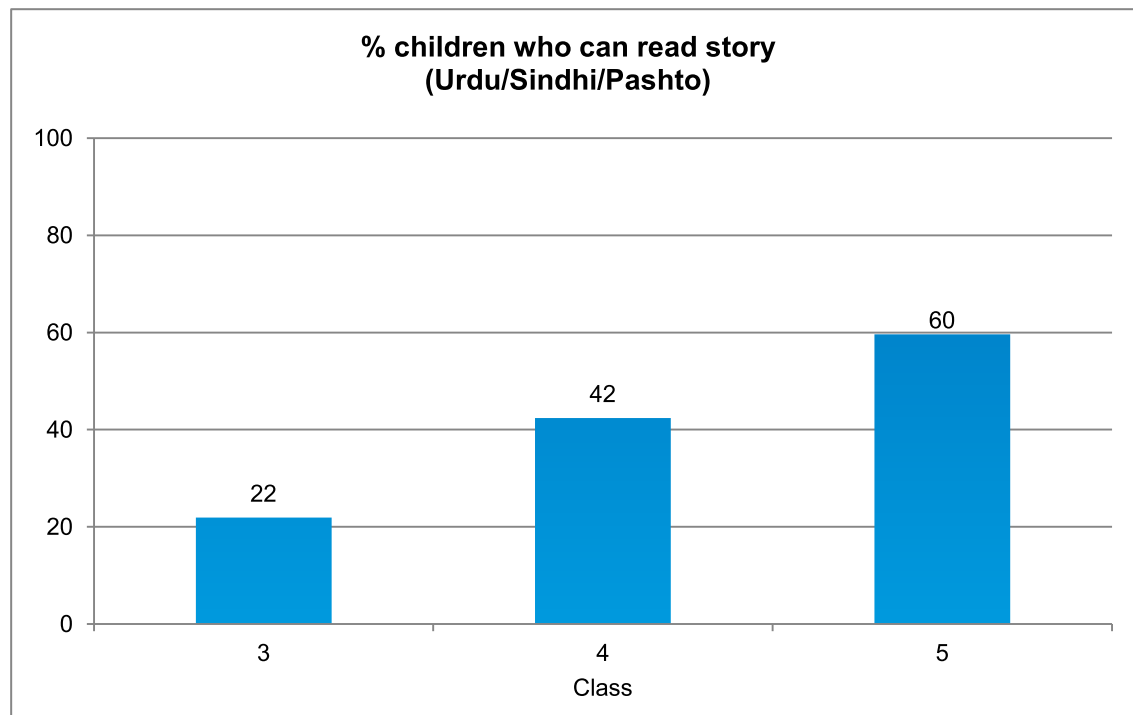


School enrollment and out of school children 3-5 years						
% Children in different types of schools					Out-of-school	Total
Age group	Govt.	Non-state providers				
		Pvt.	Madrasah	Others		
3	4.3	11.1	0.0	0.3	84.3	100
4	13.9	41.9	1.1	0.2	42.8	100
5	26.0	56.0	2.2	0.0	15.8	100
3-5	15.6	38.2	1.2	0.1	44.8	100
Total	55.1				44.8	100
By type	28.4	69.2	2.2	0.3		

# National (Urban) Learning Levels - Urdu/Pashto

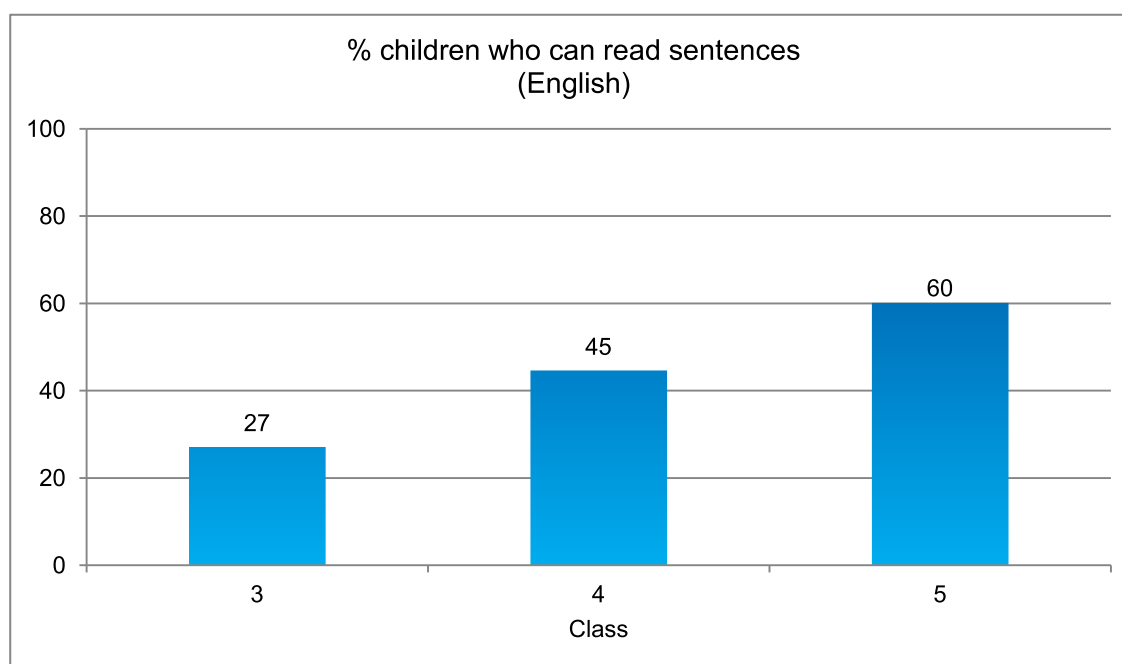
Class-wise % children who can read						
Class	Nothing	Letters	Words	Sentences	Story	Total
1	13.4	37.7	37.9	6.4	4.7	100
2	5.7	19.7	46.9	18.2	9.4	100
3	3.2	10.1	29.4	35.4	21.9	100
4	1.9	3.8	19.0	33.0	42.4	100
5	2.2	2.7	13.1	22.4	59.6	100
6	2.1	1.1	9.2	19.8	67.8	100
7	1.4	0.6	6.4	11.1	80.5	100
8	0.0	0.0	1.0	13.3	85.7	100
9	0.0	0.0	0.4	4.8	94.8	100
10	0.0	0.0	0.0	4.6	95.4	100

How to read: 11.6% (6.4+4.7) children of class 1 can read sentences.



Class-wise % children who can read						
Class	Nothing	Letters		Words	Sentences	Total
		Capital	Small			
1	17.9	20.3	39.9	16.2	5.7	100
2	8.8	15.0	35.3	29.0	11.9	100
3	4.7	7.2	21.9	39.1	27.1	100
4	1.7	4.3	12.4	36.9	44.6	100
5	3.3	1.0	7.2	28.4	60.1	100
6	2.1	0.9	5.6	22.7	68.7	100
7	2.2	0.3	2.5	11.4	83.6	100
8	0.0	0.0	0.5	11.8	87.7	100
9	0.0	0.0	0.0	6.0	94.0	100
10	0.0	0.0	0.0	3.4	96.6	100

How to read: 21.9% (16.2+5.7) children of class 1 can read words



Class-wise % children who can do						
Class	Nothing	Number recognition		Subtraction (2 Digits)	Division (3 digits)	Total
		1-9	10-99			
1	18.4	23.8	47.5	6.1	4.2	100
2	7.4	15.1	53.6	17.6	6.3	100
3	4.1	9.2	32.7	35.7	18.3	100
4	2.1	4.7	19.5	40.4	33.3	100
5	2.2	2.4	16.5	26.0	52.8	100
6	1.9	1.3	13.1	24.5	59.2	100
7	1.9	0.6	5.0	17.4	75.2	100
8	0.0	0.0	1.8	17.1	81.2	100
9	0.0	0.0	0.0	5.9	94.1	100
10	0.0	0.0	2.1	8.0	89.9	100

How to read: 10.3% (6.1+4.2) children of class 1 can do subtraction

