

National (Rural) School Report Card

Annual Status of Education Report

اثر
ASER
PAKISTAN
Facilitated by SAFED

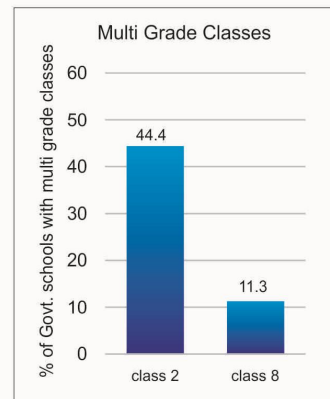
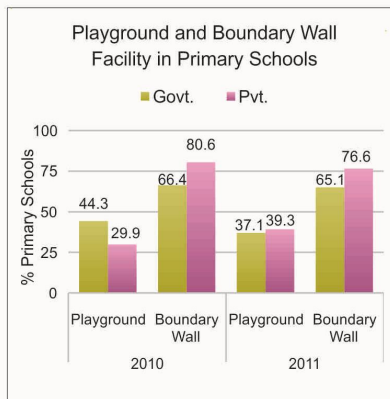
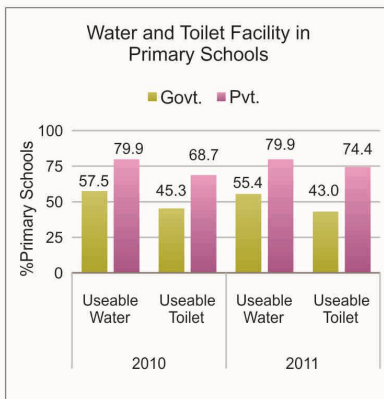
2011

	Number of Surveyed School by Type							
	Government School				Private School			
	Boys	Girls	Boys & Girls	Total	Boys	Girls	Boys & Girls	Total
Primary	536	200	692	1428	22	16	270	308
Elementary	188	88	89	365	36	9	460	505
High	243	85	39	367	26	12	211	249
Other	126	33	57	216	4	2	22	28
Total	1093	406	877	2376	88	39	963	1090

	Children Attendance on the Day of Visit									
	Government School					Private School				
	Primary	Elementary	High	Other	Overall	Primary	Elementary	High	Other	Overall
% of Attendance (as per register)	81.2	84.4	86.4	81.2	83.4	88.3	88.8	90.2	77.1	89.0
% of Attendance (as per headcount)	75.9	81.2	83.6	79.0	79.7	85.2	85.4	87.2	75.6	85.8

	Teacher Attendance on the Day of Visit									
	Government School					Private School				
	Primary	Elementary	High	Other	Overall	Primary	Elementary	High	Other	Overall
Teacher Attendance (%)	85.1	82.5	84.3	84.2	83.1	83.7	89.6	92.2	93.4	89.7

	School Facilities							
	Government School				Private School			
	Primary	Elementary	High	Other	Primary	Elementary	High	Other
Useable Water (%)	55.4	68.5	76.8	68.5	79.9	90.7	93.6	85.7
Useable Toilet (%)	43.0	60.5	61.0	57.4	74.4	90.9	92.8	85.7
Rooms Available	3.0	7.4	12.2	9.7	5.0	8.7	14.1	9.4
Rooms used for classes	2.5	5.9	9.4	6.9	4.2	7.7	12.4	9.2
Availability of Playground (%)	37.1	57.3	63.5	46.3	39.3	50.7	59.0	53.6
Availability of Boundary wall (%)	65.1	74.2	75.7	72.7	76.6	91.5	93.6	96.4



	School Funds							
	Government School				Private School			
	Primary	Elementary	High	Other	Primary	Elementary	High	Other
No. of Schools which received any grants	272	86	97	51	2	17	2	1
Average amount of grant	51,951	41,193	96,757	71,225	141,750	887,572	104,650	2,925,000

	Children attendance on the day (as per register) (%)									
	Government School					Private School				
	Primary (1-5)	Elementary (1-8)	High (1-10)	Other	Overall	Primary (1-5)	Elementary (1-8)	High (1-10)	Other	Overall
Punjab	82.4	84.9	85.9	85.0	84.7	87.8	88.9	90.3	90.0	89.2
Sindh	72.0	73.7	67.4	67.8	70.6	77.1	81.1	85.6	82.5	81.4
Balochistan	87.0	84.5	90.1	-	87.6	88.9	90.3	90.3	85.4	89.7
KP	83.9	80.8	87.1	85.3	84.7	91.7	88.9	90.8	69.8	89.3
Gilgit	89.6	87.1	90.5	80.3	87.8	91.3	93.2	91.4	91.5	92.0
AJK	89.7	88.3	92.3	-	91.0	91.3	93.0	88.7	-	90.6
ICT	86.8	90.7	89.0	93.7	90.0	90.2	77.3	91.0	-	89.0
Fata	77.5	76.7	78.1	75.0	77.3	75.7	86.9	88.5	-	87.2
National	81.2	84.4	86.4	81.2	83.4	88.3	88.8	90.2	77.1	89.0

	Teacher Attendance on the day of visit (%)									
	Government School					Private School				
	Primary (1-5)	Elementary (1-8)	High (1-10)	Other	Overall	Primary (1-5)	Elementary (1-8)	High (1-10)	Other	Overall
Punjab	83.2	85.5	86.3	84.9	85.4	84.9	90.7	89.5	88.0	89.6
Sindh	84.1	83.8	86.8	87.8	85.3	84.6	92.7	90.6	94.7	90.1
Balochistan	78.5	77.1	79.8	-	78.5	87.0	84.4	93.7	50.0	87.4
KP	80.8	84.8	73.9	86.1	81.9	85.1	87.0	90.1	96.0	90.5
Gilgit	86.5	77.8	81.3	53.0	76.6	74.7	86.6	92.5	91.7	88.3
AJK	66.1	73.0	87.5	-	82.4	87.4	87.5	93.3	-	90.1
ICT	72.0	79.3	85.6	76.0	81.3	89.7	81.0	94.7	-	91.9
Fata	74.2	77.1	86.8	71.4	77.9	26.1	90.9	93.3	-	82.9
National	85.1	82.5	84.3	84.2	83.1	83.7	89.6	92.2	93.4	89.7

	Water - Useable (%)									
	Government School					Private School				
	Primary (1-5)	Elementary (1-8)	High (1-10)	Other	Overall	Primary (1-5)	Elementary (1-8)	High (1-10)	Other	Overall
Punjab	80.1	86.1	89.7	79.3	-	92.4	95.3	98.0	100.0	-
Sindh	47.8	53.3	100.0	61.7	-	51.3	81.0	100.0	75.0	-
Balochistan	31.0	46.4	40.0	-	-	50.0	100.0	50.0	0.0	-
KP	58.9	50.0	61.2	68.0	-	84.7	88.0	90.7	88.2	-
Gilgit	35.0	41.7	80.0	57.1	-	42.9	72.7	88.2	100.0	-
AJK	50.0	51.7	69.6	-	-	82.4	71.0	89.5	-	-
ICT	50.0	62.5	100.0	100.0	-	100.0	100.0	100.0	-	-
Fata	28.1	50.0	42.9	100.0	-	100.0	81.8	90.0	-	-
National	55.4	68.5	76.8	68.5	-	79.9	90.7	93.6	85.7	-

	Toilet - Useable (%)									
	Government School					Private School				
	Primary (1-5)	Elementary (1-8)	High (1-10)	Other	Overall	Primary (1-5)	Elementary (1-8)	High (1-10)	Other	Overall
Punjab	69.9	77.3	74.5	69.0	-	88.1	95.9	97.1	100.0	-
Sindh	32.8	40.0	50.0	40.4	-	41.0	85.7	90.0	50.0	-
Balochistan	12.6	29.0	11.1	-	-	44.4	60.0	75.0	0.0	-
KP	51.6	62.5	49.0	60.9	-	80.6	88.0	89.3	94.1	-
Gilgit	22.5	45.8	80.0	42.9	-	50.0	77.3	76.5	100.0	-
AJK	41.7	55.2	65.2	-	-	73.5	67.7	94.7	-	-
ICT	75.0	50.0	83.3	100.0	-	100.0	100.0	100.0	-	-
Fata	25.0	40.0	42.9	0.0	-	33.3	81.8	100.0	-	-
National	43.0	60.5	61.0	57.4	-	74.4	90.9	92.8	85.7	-

	Availability of Boundary wall									
	Government School					Private School				
	Primary (1-5)	Elementary (1-8)	High (1-10)	Other	Overall	Primary (1-5)	Elementary (1-8)	High (1-10)	Other	Overall
Punjab	76.2	78.4	81.0	79.3	-	88.1	98.1	95.1	100.0	-
Sindh	69.4	73.3	64.3	68.1	-	61.5	90.5	100.0	100.0	-
Balochistan	40.6	66.7	77.8	-	-	55.6	80.0	100.0	100.0	-
KP	71.2	87.5	61.2	72.7	-	84.7	89.1	96.0	94.1	-
Gilgit	42.5	70.8	90.0	71.4	-	42.9	77.3	94.1	100.0	-
AJK	38.9	55.2	60.9	-	-	52.9	45.2	63.2	-	-
ICT	100.0	87.5	100.0	75.0	-	100.0	100.0	100.0	-	-
Fata	75.0	80.0	85.7	100.0	-	100.0	81.8	100.0	-	-
National	65.1	74.2	75.7	72.7	-	76.6	91.5	93.6	96.4	-