

# IMPACT OF COVID-19



152  
Rural Districts



4,420  
Villages



5,698  
Schools

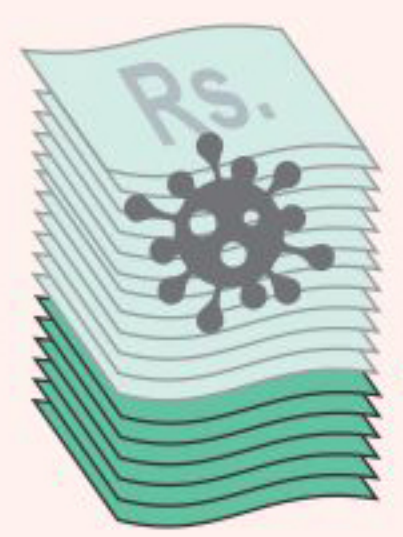


87,415  
Households



247,978  
Children (3-16 Years)

## COVID-19 IMPACT



16%

households stated that their **earnings** during COVID-19 were affected by more than **50%**.



30%

households stated that their **psychological well-being** was substantially affected during COVID-19.

## LEARNING SUPPORT DURING COVID-19

% Children-Type of Learning Support Availed

57



PTV's Teleschool

6



Govt.'s Radio school programs

14



School provided Digital Learning Resources

27



Paid Tuition

68



Family members

29



Computer

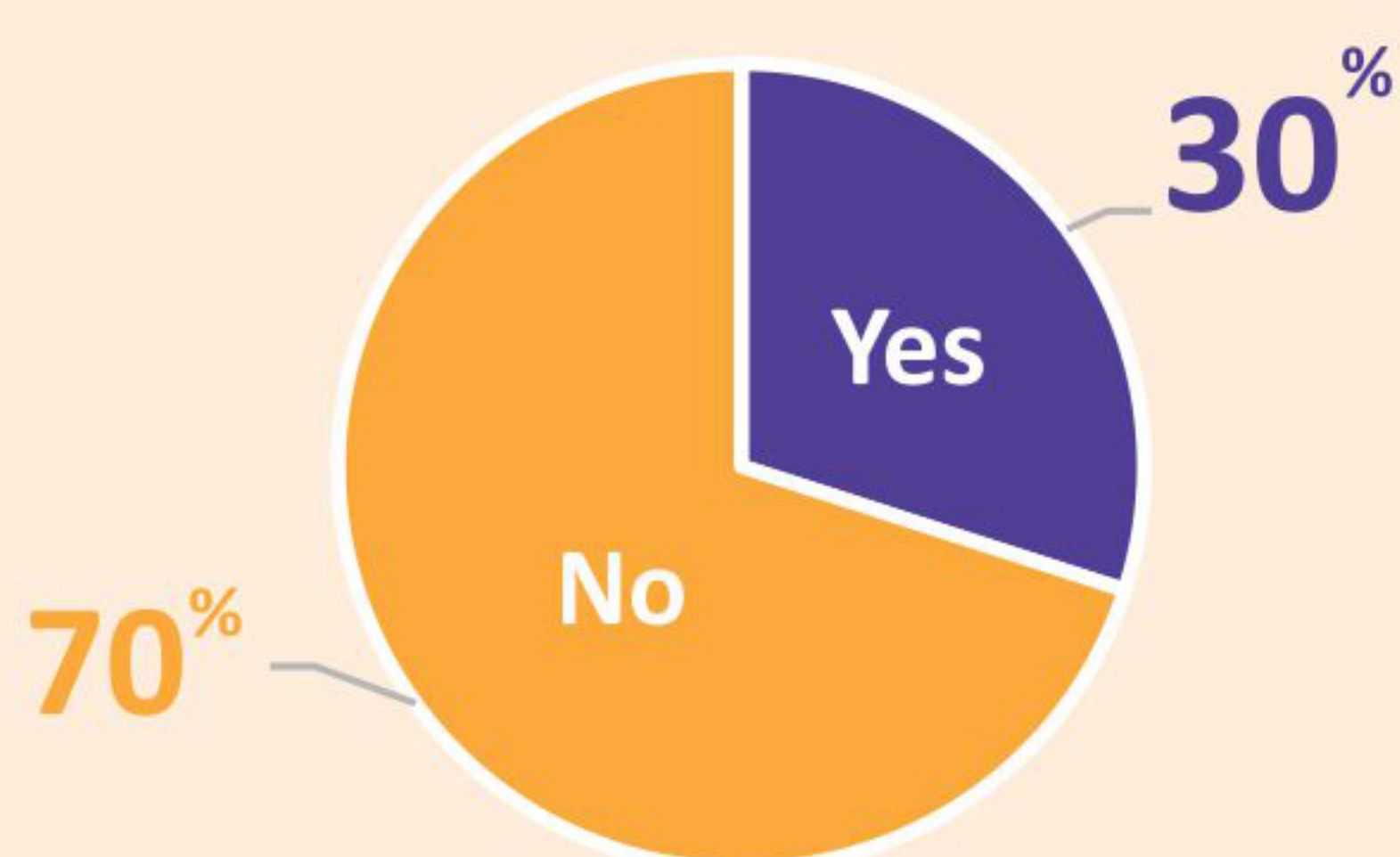
37



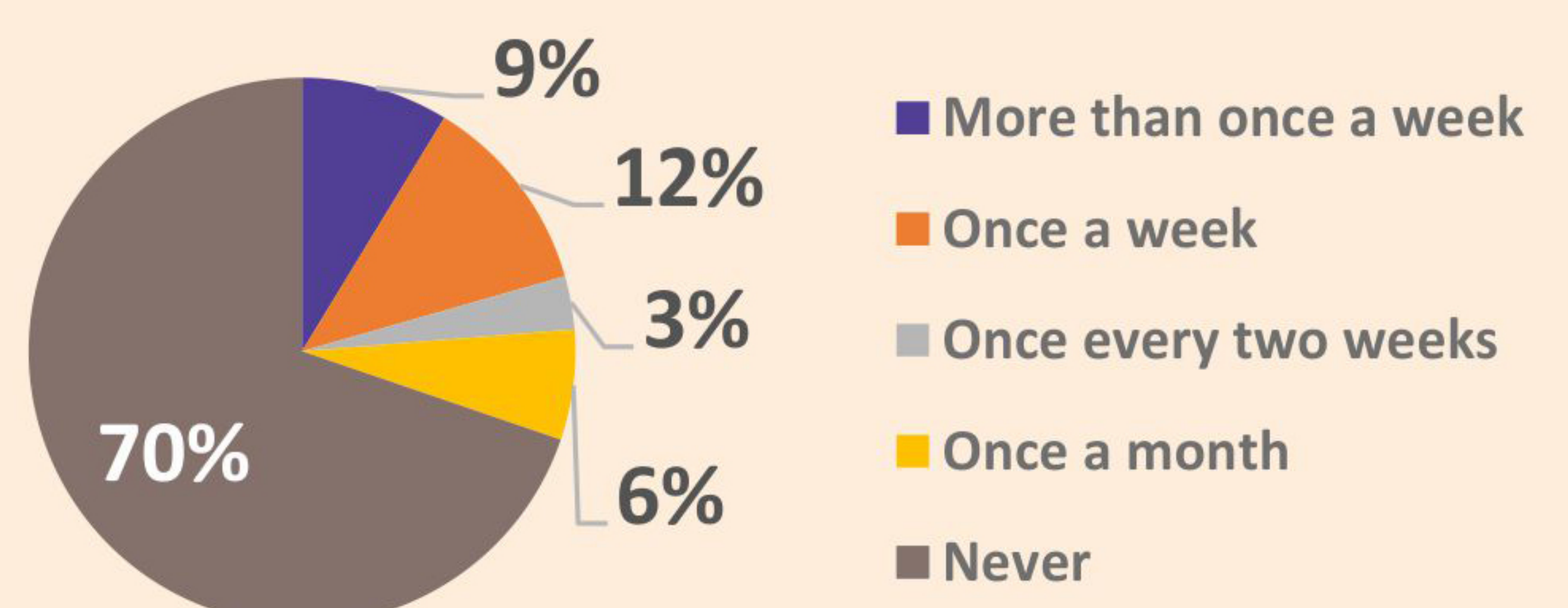
Smart Phone

## DURING SCHOOL SHUTDOWN

Did School provide Learning Material?



How often did School Management reach for providing Learning Support?





## GOVT. SCHOOLS

## COVID-19 FACILITIES IN SCHOOLS

## PVT. SCHOOLS



26.9%



DISINFECTANT  
AVAILABILITY

11.6%



ISOLATION  
ROOM

19.3%



COVID 19  
TEST

74.5%



DISINFECTANT  
AVAILABILITY

48.6%



ISOLATION  
ROOM

61.6%



COVID-19  
TEST

### COVID-19 PRECAUTIONS (%SCHOOLS)

	Government Schools				Private Schools				
	Primary	Elementary	Secondary	Overall	Primary	Elementary	Secondary	Other	Overall
Alternate day Schooling	23.5	31.9	33.6	27.1	30.6	40.8	41.9	34.0	36.9
Awareness posters/IEC material displayed in school	44.4	60.7	63.7	51.3	37.6	47.4	50.0	50.7	45.0
Temperature check at entrance	31.3	47.5	50.2	38.1	24.8	28.0	38.3	33.6	30.0
Hand sanitization at entrance	36.0	50.0	56.5	42.7	37.7	38.0	48.3	42.9	40.9
Masks worn by teachers and students at school	45.2	55.5	64.5	51.1	59.2	69.0	76.4	79.0	68.4
Hand sanitizer available inside and outside of the classroom for students	29.0	41.6	47.8	35.2	42.9	55.8	63.6	52.5	53.0

### SCHOOL POLICY ON SUSPECTED COVID-19 CASES (%SCHOOLS)

	Government Schools				Private Schools				
	Primary	Elementary	Secondary	Overall	Primary	Elementary	Secondary	Other	Overall
Move them to isolation room	67.0	77.0	76.0	70.8	54.8	62.7	76.1	63.8	63.5
Send the person home immediately	93.6	95.5	97.2	94.7	60.5	70.3	76.0	73.4	68.6
Call nearby health facility	87.8	95.6	94.9	90.8	41.0	50.9	59.0	53.3	49.7
Call Covid-19 helpline	80.3	88.9	90.7	84.2	80.0	83.6	77.4	80.0	80.1
No policy	0.0	0.0	0.0	0.0	0.0	0.0	0.0	0.0	0.0
Other	0.0	0.0	0.0	0.0	0.0	0.0	0.0	0.0	0.0

### SCHOOL'S LEAVE POLICY FOR CONFIRMED POSITIVE CASES (%SCHOOLS)

	Government Schools				Private Schools				
	Primary	Elementary	Secondary	Overall	Primary	Elementary	Secondary	Other	Overall
Continue learning/teaching from home	76.4	84.7	81.0	78.9	93.8	92.8	81.7	93.8	88.8
14-days leave	91.8	94.8	95.3	93.3	93.6	97.3	88.9	96.0	93.8
Return back to school only after a negative COVID test	93.7	96.9	96.0	94.8	86.1	84.2	81.6	90.9	84.3
No policy	0.0	0.0	0.0	0.0	0.0	0.0	0.0	0.0	0.0
Other	0.0	0.0	0.0	0.0	0.0	0.0	0.0	0.0	0.0

