

District Report Card - Education Sukkur



74% male and 37% female aged 10 years and older are literate in Sukkur. Overall, the district is ranked **04** among **23** districts on literacy indicator.¹

Enrollment (Rural)

- **Children in the 3-5 age group:** 36% are attend school (39% girls and 61% boys). Of this percentage, 75% children are in government schools and 25% in private educational facilities.²
- **Children in the 6-16 age group :** 67% are enrolled (41% girls and 59% boys). Of this percentage, 81% children are enrolled in government schools and 19% in private educational facilities.²
- **Out-of-school children:** 33% children (6-16 years) are not attending any school. Out of this number, 52% are girls and 48% boys.²⁰

Number of Government Schools ³					
	Primary	Middle	High	Higher Secondary	Total
Boys	380	19	28	3	430
Girls	221	23	15	4	263
Mixed	626	32	20	2	680
Total	1227	74	63	9	1373

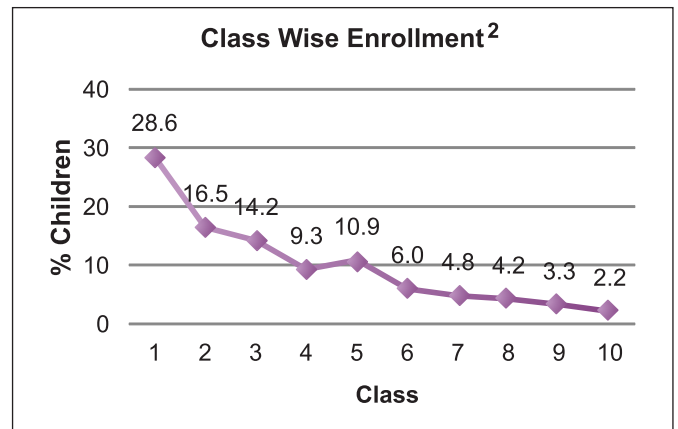
** There are 81 Schools under Sindh Education Foundation (SEF), in addition to the 1373 Government schools⁴

For every 17 primary Schools there is only 1 Middle school.

Where will the rest go?

Enrollment in Government Schools ³					
	Primary	Middle	High	Higher Sec	Total
Boys	69,618	5,027	17,937	6,733	99,315
Girls	37,937	6,026	7,577	5,703	57,243
Total	107,555	11053	25,514	12,436	156,558

Of the 156,558 children enrolled in government schools, **37% are girls** (63% boys)

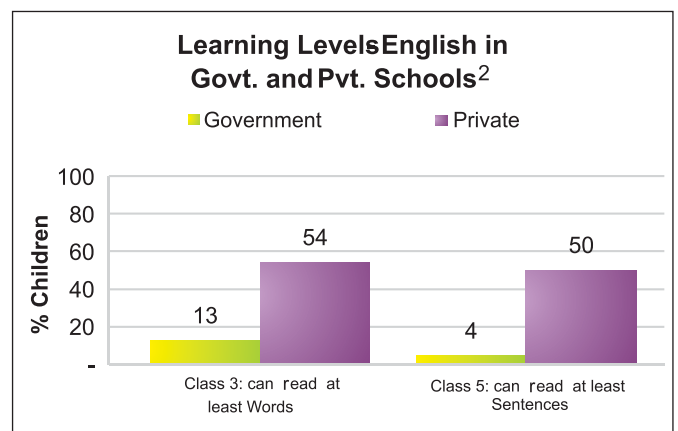
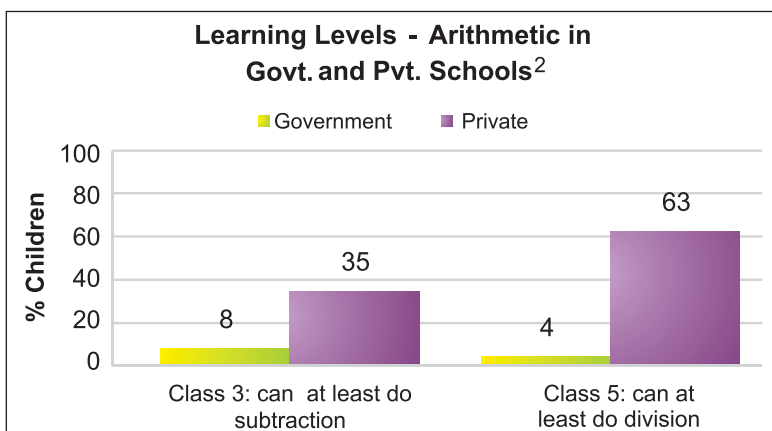
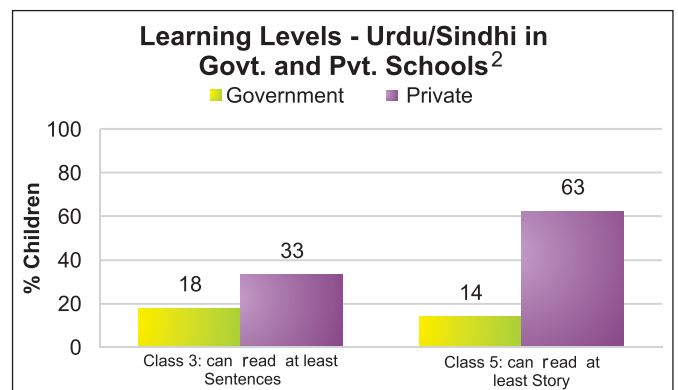


Enrollment drops significantly at middle, high and higher secondary level class

Learning Levels (Rural)²

- 18% of class 3 students in government schools and 33% in Private schools are able to read sentences in **Urdu**
- 8% of class 3 students in government schools and 35% in Private schools are able to do simple **subtraction**
- 13% of class 3 students in government schools and 54% in Private schools are able to read words in **English**

Mother Literacy: 72% illiterate and 28% literate



¹Source: PSLM 2010-2011 ² Source: Annual Status of Education Report - ASER (Rural) 2011

³Source: District Education Department Sukkur (April 2012) ⁴Source: SEF (April 2012)

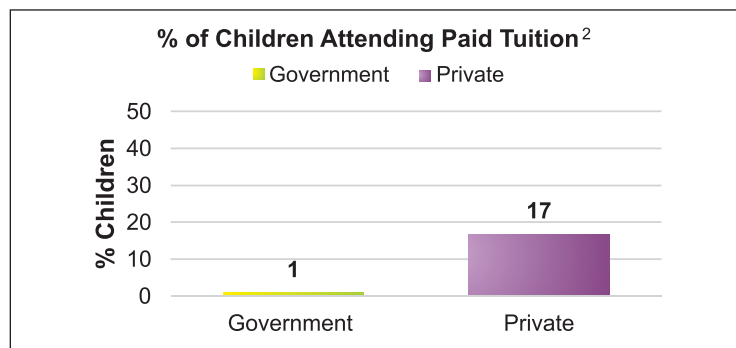
District Report Card - Education

Sukkur



Annual Status of Education Report
اثر
ASER
PAKISTAN
2011
 Facilitated by SAFED

Teachers ³					
	Primary	Middle	High	Higher Sec	Total
Sanctioned	3834	283	31	120	4268
Filled In	3690	85	23	101	3899
Vacant	144	198	8	19	369
Contract	30	21	16	1	68



Non-formal Institutes ⁴	Number of centers
Non Formal Basic Education (NFBE) Centers	44
Literacy Centers	04
Total	48

Students/Teachers Attendance in Government Schools²

	Primary	Elementary	High	Other	Average
% of student attendance as per head count	52	53	76	43	56
% of teacher attendance	97	89	89	100	95

School Facilities
 (Total Schools = 1373 , (Boys 430 , Girls 263 and Mixed 680)

Government School Basic Facilities	Primary	Middle	High	Higher Sec	Total	Male	Female	Mixed
Useable Water	905	56	61	09	1031 (75%)	321 (75%)	174 (66%)	536 (79%)
Useable Toilet	894	67	59	09	1029 (75%)	321 (75%)	196 (75%)	512 (75%)
Rooms Available	--	--	--	--	--	--	--	--
Rooms used for classes	2956	392	654	234	4236 (Avg 3)	1358 (Avg 3)	955 (Avg 4)	1923 (Avg 3)
Number of Schools with 1 or 2 classrooms	--	--	--	--	--	--	--	--
Availability of Playground	462	48	23	06	539 (39%)	171 (40%)	122 (46%)	246 (36%)
Number of Schools having availability of complete Boundary wall	752	57	60	07	876 (64%)	253 (59%)	193 (73%)	430 (63%)
Number of Schools with 1 Teacher	--	--	--	--	--	--	--	--
Number of Schools with 2 Teacher	--	--	--	--	--	--	--	--

District EDUCATION Budget for Schools FY 2009-10 to 2011-2012 (Rs. Million)⁵

Financial Year	Allocation			Utilization		
	Current	Development	Total	Current	Development	Total
2009-10	292.133	65.324	357.457	152.546 (52%)	65.324 (100%)	217.870 (61%)
2010-11	351.631	118.419	470.050	286.910 (82%)	118.419 (100%)	405.329 (86%)
2011-12	272.312	89.714	362.026	-	-	-

Urgent Action and Suggestions

- Up-gradation of more primary schools to elementary and high schools
- Ensure quality learning is taking place in schools by reducing absenteeism of teachers & students, and regular monitoring by parents/SC
- Ensure adequate number of teachers in schools (high priority be given to 1 and 2 teacher schools)
- Ensure all schools have functional toilets, clean drinking water and boundary walls, especially for girls
- Increase district education budget as per requirements to ensure provision of missing facilities

Note: -- data is not available

² Sources: Annual Status of Education Report - ASER (Rural) 2011 ³ District Education Department Sukkur (April 2012)

⁴ District Literacy Department Sukkur (April 2012) ⁵ District Finance & Planning Department Sukkur (April 2012)