

District Report Card - Education Rahim Yar Khan



Annual Status of Education Report
اثر
ASER
PAKISTAN
2011
Facilitated by SAFED

56 % men and 35% women aged 10 years and older are literate in Rahim Yar Khan. Overall, the district is ranked **32** among 37 districts on literacy indicator.¹

Enrollment

- **Children in the 3-5 age group** : 43% are enrolled (38% girls and 62% boys) of this percentage, 76% children are enrolled in government schools and 24% in private educational facilities.²
- **Children in the 6-16 age group** : 72% are enrolled (40% girls and 60% boys). Of the total enrolled, 79% children are in government schools and 21% in private educational facilities.²
- **Out-of-school children**: 28% children (6-16 years) are not attending any school. Out of this number, 54% are girls and 46% boys.²

	Primary	Middle	High	Higher Secondary	Total
Boys	1406	189	115	06	1716
Girls	1296	158	50	05	1509
Mixed	-	-	-	-	-
Total	2702	347	165	11	3225

For every 8 primary Schools there is only 1 middle school.

Where will the rest go?

	Primary	Middle	High	Higher Sec	Total
Boys	168,804	50,217	92,474	61,58	317,653
Girls	100,544	41,995	56,143	54,77	204,159
Total	269,348	92,212	148,617	11,635	521,812

Of the 521,812 children enrolled in government schools,
39% are girls (61% boys)

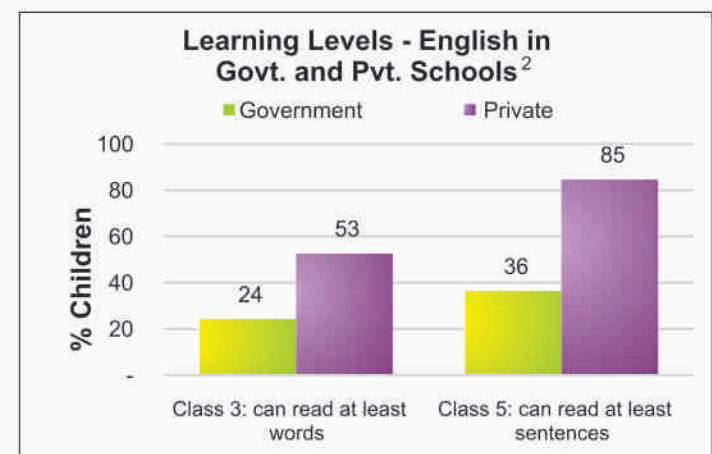
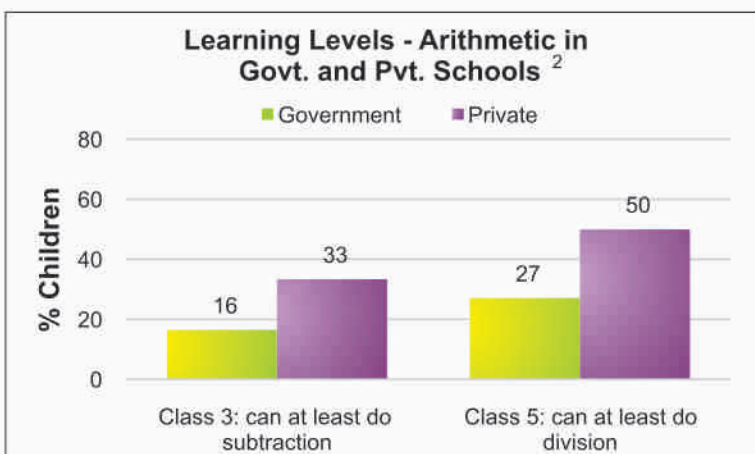
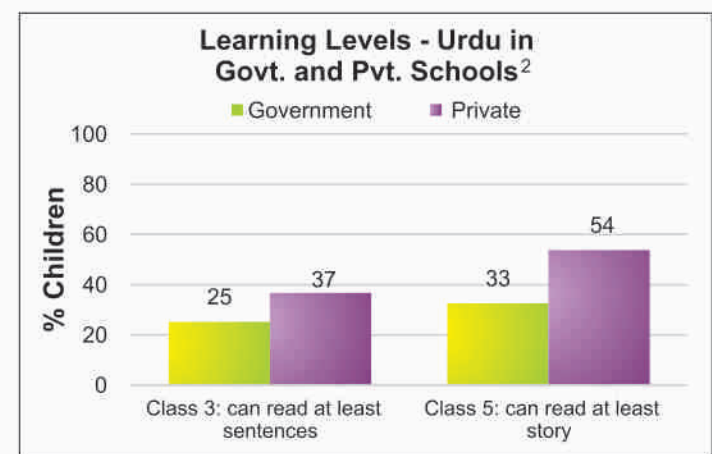


Enrollment drops significantly at middle, high and higher secondary level class

Learning Levels (Rural)²

- 25% of class 3 students in government schools and 37% in private schools are able to read sentences in **Urdu**
- 16% of class 3 students in government schools and 33% in private schools are able to do simple **subtraction**
- 24% of class 3 students in government schools and 53% in private schools are able to read words in **English**

Mother Literacy: 72% illiterate and 28% literate



¹Source: PSLM 2010 -2011

²Source: Annual Status of Education Report-ASER (Rural) 2011

³Source: District Education Department RYK (Feb 2012)

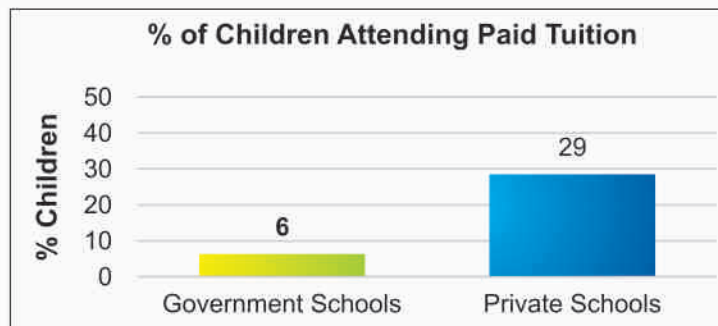
District Report Card - Education

Rahim Yar Khan



Annual Status of Education Report
اثر
ASER
PAKISTAN
 Facilitated by SAFED
2011

Teachers ³					
	Primary	Middle	High	Higher Sec	Total
Sanctioned	4,037	1,516	1,817	449	7,819
Filled In	3,948	1,226	1,540	372	7,086
Vacant	89	290	277	77	733
Contract	222	184	57	15	478



Non-formal Institutes ⁴	Number of centers
Non Formal Basic Education (NFBE) Centers	187
Literacy Centers	53
Total	240

Students/Teachers Attendance in Government Schools ⁷					
	Primary	Elementary	High	Other	Total
% of student attendance as per head count	68	78	80	86	76
% of teacher attendance	94	87	87	83	88

School Facilities (Total Schools = 3225, Boys school=1716 and Girls school=1509) ³							
Government School Basic Facilities	Primary	Middle	High	Higher Sec	Total	Male	Female
Useable Water	2,337	321	163	11	2832 (88%)	1618 (94%)	1214(80%)
Useable Toilet	2,161	315	158	11	2645 (82%)	1383(81%)	1262(84%)
Rooms Available	2,083	315	158	11	2567 (Avg 1)	1424(Avg 1)	1143(Avg1)
Rooms used for classes	2,613	2,370	2,003	196	7182 (Avg 2)	4375 (Avg 3)	2807(Avg2)
Number of Schools with 1 or 2 classrooms	1,795	4	0	0	1799 (56%)	801(47%)	998(66%)
Availability of Playground	755	178	126	08	1067 (33%)	694(40%)	373(25%)
Availability of Boundary wall	2,227	294	137	11	2669 (83%)	1269(74%)	1400(93%)

District Education Budget for Schools FY 2009-10 to 2011-12 (Rs. Million) ⁵						
Financial Year	Allocation			Utilization		
	Current	Development	Total	Current	Development	Total
2009-10	303.824	337.289	641.113	301.724 (99%)	309.061 (92%)	610.785 (95%)
2010-11	449.490	355.066	804.556	428.051 (95%)	256.539 (72%)	684.590 (85%)
2011-12	457.636	950.000	1407.636	--	--	--

Urgent Actions and Suggestions for All Stakeholders

- Ensure 100% enrollment of 5-9/6-10 years old girls & boys in schools on time, and at an appropriate age
- Ensure active role of School Councils in making annual school development plans (SDPs) by mobilizing & utilizing funds in a transparent & timely manner
- Ensure there is a 15% annually increase of middle and secondary schools for girls & boys to bridge the post-primary learning opportunities

--: data is not available ² Source: ASER (Rural) 2011

³ Source: District Education Department - Rahim Yar Khan (Feb 2012)

⁴ Source: District Literacy Department (Feb 2012)

⁵ Source: District Finance & Planning Department (Feb 2012)