



68 % boys and 48% girls aged 10 years and older are literate in Multan. Overall, the district is ranked **20** among 37 districts on literacy indicator.<sup>1</sup>

### Enrollment

- **Children in the 3-5 age group:** 43% are enrolled (42% girls and 58% boys). Of this percentage, 61% children are enrolled in government schools and 39% in private educational facilities.<sup>2</sup>
- **Children in the 6-16 age group:** 75% are enrolled (40% girls and 60% boys). Of this percentage, 74% children are enrolled in government schools and 26% in private educational facilities.<sup>2</sup>
- **Out-of-school children:** 25% children (6-16 years) are not attending any school. Out of this number, 52% are girls and 48% boys.<sup>2</sup>

### Number of Government Schools<sup>3</sup>

	Primary	Middle	High	Higher Secondary	Total
Boys	474	94	100	10	678
Girls	702	106	40	07	855
Mixed	-	-	-	-	-
<b>Total</b>	<b>1176</b>	<b>200</b>	<b>140</b>	<b>17</b>	<b>1533</b>

\*\* There are 189 Foundation Assisted Schools (PEF-FAS) under Punjab Education foundation (PEF), in addition to the 1533 Government schools<sup>4</sup>

For every 6 primary Schools there is only 1 Middle school.  
**Where will the rest go?**

### Enrollment in Government Schools<sup>3</sup>

	Primary	Middle	High	Higher Sec	Total
Boys	73,738	34,459	69,576	9,640	187,413
Girls	76,411	33,815	39,981	11,996	162,203
<b>Total</b>	<b>150,149</b>	<b>68,274</b>	<b>109,557</b>	<b>21,636</b>	<b>349,616</b>

Of the 349,616 children enrolled in government schools,  
**46% are girls (54% boys)**

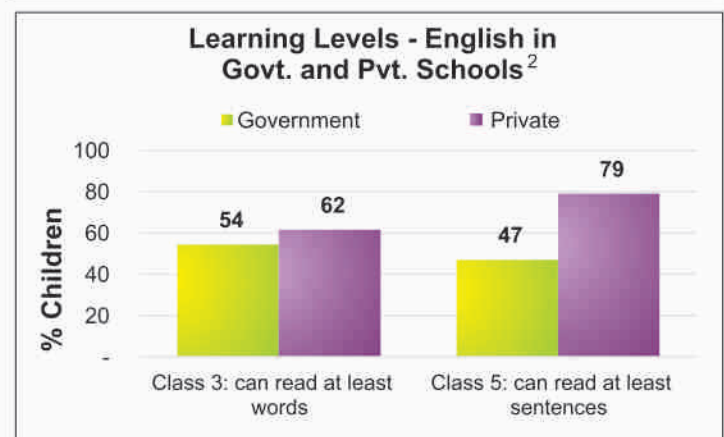
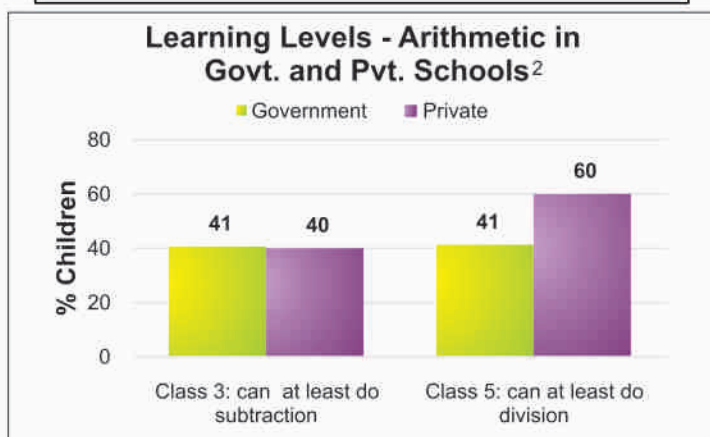
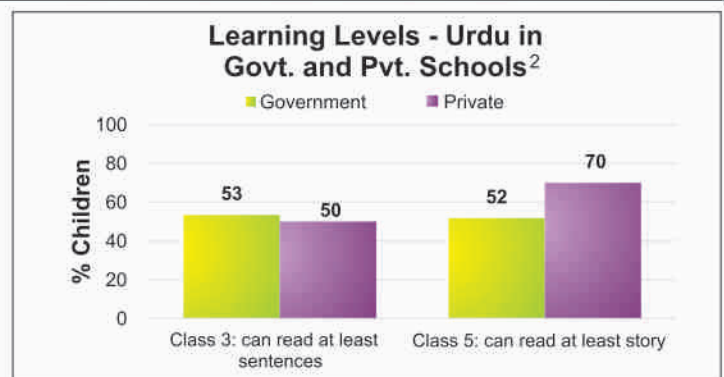


Enrollment drops significantly at middle, high and higher secondary level class

### Learning Levels (Rural)<sup>2</sup>

- 53% of class 3 students in government schools and 50% in private schools are able to read sentences in **Urdu**
- 41% of class 3 students in government schools and 40% in private schools are able to do simple **Subtraction**
- 54% of class 3 students in government schools and 62% in private schools are able to read words in **English**

**Mother Literacy:** 64% illiterate and 36% literate



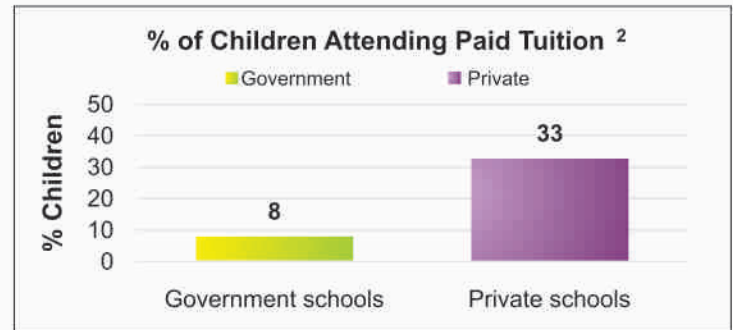
<sup>1</sup> Source: PSLM 2010 - 2011  
<sup>4</sup> Source: PEF (Feb 2012)

<sup>2</sup> Source: Annual Status of Education Report – ASER (Rural) 2011

<sup>3</sup> Source: District Education Department Multan (Feb 2012)



Teachers <sup>3</sup>					
	Primary	Middle	High	Higher Sec	Total
Sanctioned	2342	697	2743	--	<b>5782</b>
Filled In	2064	529	2446	--	<b>5039</b>
Vacant	--	--	--	--	--
Contract	-	-	-	-	-



Non-formal Institutes <sup>4</sup>	Number of Centers
Non Formal Basic Education (NFBE) Centers	172
Literacy Centers	113
<b>Total</b>	<b>285</b>

Students/Teachers Attendance in Government Schools <sup>2</sup>					
	Primary	Elementary	High	Other	Total
% of student attendance as per head count	75	79	77	-	76
% of teacher attendance	84	77	92	-	85

School Facilities <sup>3</sup>							
<i>(Total Schools =1533 and Boys schools =678, Girls schools = 855)</i>							
Government School Basic Facilities	Primary	Middle	High	Higher Sec	Total	Male	Female
Useable Water	1118	199	140	17	1474 (96%)	667(98%)	759(89%)
Useable Toilet	1075	193	134	17	1419 (93%)	619(91%)	765(89%)
Number of Rooms Available	3311	1525	1977	374	7187 (Avg 5)	3865(Avg 6)	3231(Avg 4)
Rooms used for classes	--	--	--	--	--	3865(Avg 6)	3231(Avg 4)
Number of Schools with 1 or 2 classrooms	--	--	--	--	--	--	--
Availability of Playground	394	104	82	12	592 (39%)	280(41%)	301(35%)
Availability of Boundary wall	1071	195	137	17	1420 (93%)	574(85%)	814(95%)

District Education Budget for Schools FY 2009-10 to 2011-12 (Rs. Millions) <sup>5</sup>						
Financial Year	Allocation			Utilization		
	Current	Development	Total	Current	Development	Total
2009-10	274.253	150.000	<b>424.253</b>	270.686 (99%)	115.000 (77%)	<b>385.686(91%)</b>
2010-11	374.024	348.416	<b>722.440</b>	269.159 (72%)	174.733(50%)	<b>443.892(61%)</b>
2011-12	407.850	196.671	<b>604.521</b>	--	--	--

### Urgent Action and Suggestions

- Ensure 100% enrollment of 4-10 years old girls & boys in schools on time, and at an appropriate age
- Ensure quality learning is taking place in schools by reducing absenteeism of teachers & students, and regular monitoring by parents/SC
- Ensure adequate number of teachers in schools (high priority be given to 1 and 2 teacher schools)
- Ensure all schools have functional toilets, clean drinking water and boundary walls, specially for girls

--: data is not available <sup>2</sup>Sources: ASER (Rural) 2011 <sup>3</sup>District Education Department Multan (Feb 2012)

<sup>4</sup>District Literacy Department (Feb 2012)

<sup>5</sup>District Finance & Planning Department (Feb 2012)