



68 % men and 48% women aged 10 years and older are literate in Kasur. Overall, the district is ranked **18** among 37 districts on literacy indicator.<sup>1</sup>

### Enrollment

- **Children in the 3-5 age group:** 57% are enrolled (52% girls and 48% boys). Of this percentage, 34% children are enrolled in government schools and 66% in private educational facilities.<sup>2</sup>
- **Children in the 6 -16 age group:** 85% are enrolled ( 45% girls and 55% boys). Of this percentage, 50% children are enrolled in government schools and 50% in private educational facilities.<sup>2</sup>
- **Out-of-school children:** 15% children (6 -16 years) are not attending any school. Out of this number, 53% are girls and 47% boys.<sup>2</sup>

#### Number of Government Schools<sup>3</sup>

	Primary	Middle	High	Higher Secondary	Total
Boys	682	103	82	5	872
Girls	533	172	46	7	758
Mixed	-	-	-	-	-
<b>Total</b>	<b>1215</b>	<b>275</b>	<b>128</b>	<b>12</b>	<b>1630</b>

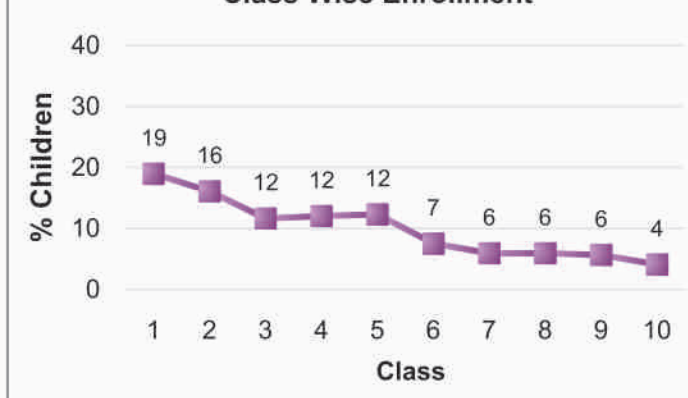
For every 4 primary Schools there is only 1 middle school.  
**Where will the rest go?**

#### Enrollment in Government Schools<sup>3</sup>

	Primary	Middle	High	Higher Sec	Total
Boys	123,194	12,775	60,610	5,588	202,167
Girls	107,457	14,566	34,594	6,308	162,925
<b>Total</b>	<b>230,651</b>	<b>27,341</b>	<b>95,204</b>	<b>11,896</b>	<b>365,092</b>

Of the 365,092 children enrolled in government schools,  
**45% are girls** (55% boys)

#### Class Wise Enrollment<sup>2</sup>



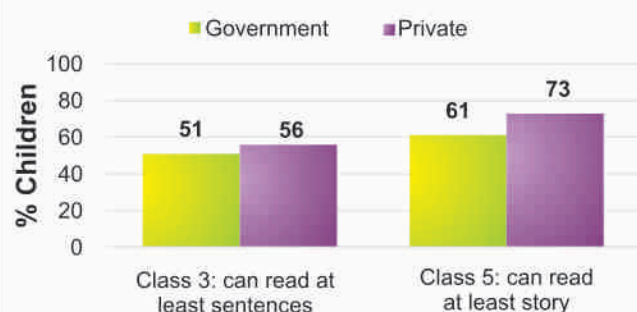
Enrollment drops significantly at middle, high and higher secondary level class

### Learning Levels (Rural)<sup>2</sup>

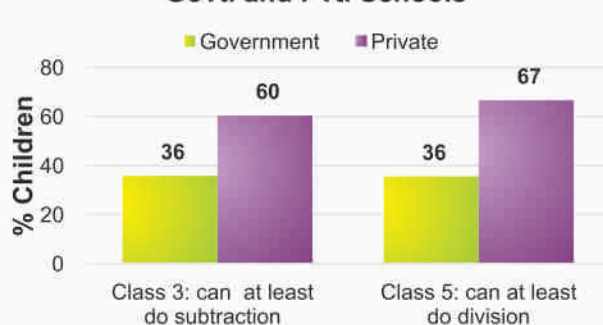
- 51% of class 3 students in government schools and 56% in private schools are able to read sentences in **Urdu**
- 36% of class 3 students in government schools and 60% in private schools are able to do simple **subtraction**
- 60% of class 3 students in government schools and 67% in private schools are able to read words in **English**

**Mother Literacy:** 70% illiterate and 30% literate

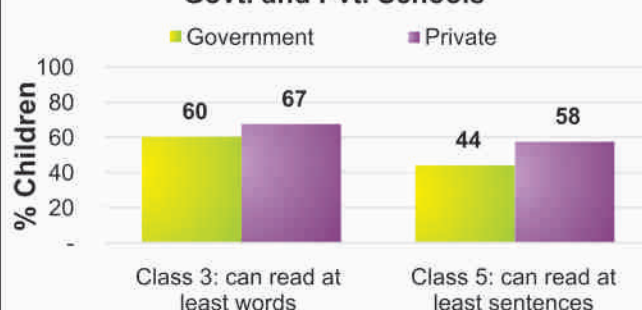
#### Learning Levels - Urdu in Govt. and Pvt. Schools



#### Learning Levels - Arithmetic in Govt. and Pvt. Schools



#### Learning Levels - English in Govt. and Pvt. Schools



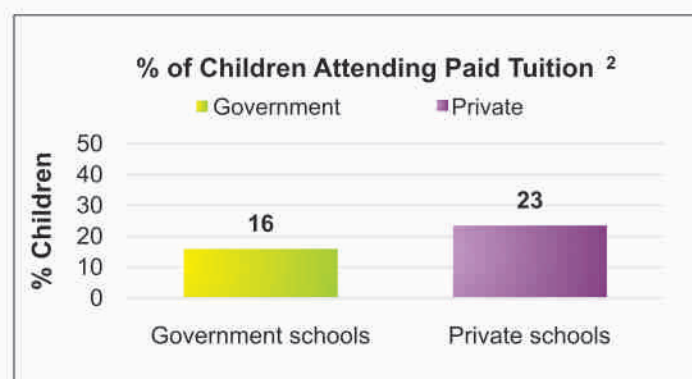
<sup>1</sup>Source: PSLM 2010 -2011

<sup>2</sup>Source: Annual Status of Education Report – ASER (Rural) 2011

<sup>3</sup>Source: District Education Department, Kasur (Feb 2012)



Teachers <sup>3</sup>					
	Primary	Middle	High	Higher Sec	Total
Sanctioned	5,051	2,327	1,841	213	9,432
Filled In	4,335	1,877	1,726	160	8,098
Vacant	716	450	115	53	1,334
Contract	0	0	0	0	0



Non-formal Institutes <sup>4</sup>	Number of centers
Non Formal Basic Education (NFBE) Centers	36
Literacy Centers	114
<b>Total</b>	<b>150</b>

**Students/Teachers Attendance in Government Schools <sup>2</sup>**

	Primary	Elementary	High	Other	Total
% of student attendance as per head count	78	78	76	-	77
% of teacher attendance	78	84	81	-	81

**School Facilities <sup>3</sup>**  
 (Total Schools = 1630, Boys school=872 and Girls school=758)

Government School Basic Facilities	Primary	Middle	High	Higher Sec	Total	Male	Female
Useable Water	1165	262	125	12	1564(96%)	840 (96%)	724(96%)
Useable Toilet	1156	258	126	12	1552(95%)	817(94%)	735(97%)
Rooms Available	958	234	128	12	1332(Avg1)	685(Avg 1)	647(Avg 1)
Rooms used for classes	940	232	128	12	1312(Avg1)	667(Avg 1)	685(Avg 1)
Number of Schools with 1 or 2 classrooms	746	-	-	-	746(46%)	389(45%)	357(47%)
Availability of Playground	67	28	100	12	207(13%)	127(15%)	80(11%)
Availability of Boundary wall	1104	265	128	12	1509(93%)	788(90%)	721(95%)

**District Education Budget for Schools FY 2009-10 to 2011-12 (Rs. Millions) <sup>5</sup>**

Financial Year	Allocation			Utilization		
	Current	Development	Total	Current	Development	Total
2009-10	2054.653	5.144	<b>2059.797</b>	1945.608(95%)	3.708(72%)	<b>1949.316(95%)</b>
2010-11	2810.729	24.465	<b>2835.194</b>	2706.445(96%)	14.220(58%)	<b>2720.665(96%)</b>
2011-12	3089.301	25.399	<b>3114.7</b>	--	--	--

### Urgent Actions and Suggestions for All Stakeholders

- Ensure 100% enrollment of 4-10 years old girls & boys in schools on time, and at an appropriate age
- Ensure quality learning is taking place in schools by reducing absenteeism of teachers & students, and regular monitoring by parents/SC
- Ensure adequate number of teachers in schools (high priority be given to 1 and 2 teacher schools)
- Ensure active role of School Councils in making annual school development plans (SDPs) by mobilizing & utilizing funds in a transparent & timely manner

--: data is not available

<sup>2</sup> Source: ASER (Rural) 2011

<sup>3</sup> Source: District Education Department Kasur (Feb 2012)

<sup>4</sup> Source: District Literacy Department (Feb 2012)

<sup>5</sup> Source: District Finance & Planning Department (Feb 2012)