

District Report Card - Education Peshawar



Annual Status of Education Report
اثر
ASER 2011
PAKISTAN
Facilitated by SAFED

68% men and 38% women aged 10 years and older are literate in Peshawar. Overall, the district is ranked **06** among 24 districts on literacy indicator.¹

Enrollment (Rural)

- **Children in the 3-5 age groups:** 45% are enrolled (35% girls and 65% boys). Of this percentage, 41% children are enrolled in government schools and 59% in private educational facilities.²
- **Children in the 6-16 age groups:** 85% are enrolled (30% girls and 70% boys). Of this percentage, 50% children are enrolled in government schools and 50% in private educational facilities.²
- **Out-of-school children:** 15% children (6-16 years) are not attending any school. Out of this number, 57% are girls and 43% boys.²

Number of Government Schools³

	Primary	Middle	High	Higher Secondary	Total
Boys	646	81	74	18	819
Girls	413	66	40	8	527
Mixed	-	-	-	-	-
Total	1059	147	114	26	1346

For every 7 primary Schools there is only 1 Middle school. **Where will the rest go?**

Enrollment in Government Schools³

	Primary	Middle	High	Higher Sec	Total
Boys	133660	10463	27840	15481	187444
Girls	90806	6186	18934	8487	124413
Total	224466	16649	46774	23968	311857

Of the 311,857 children enrolled in government schools, **40% are girls (60% boys)**

Class Wise Enrollment²



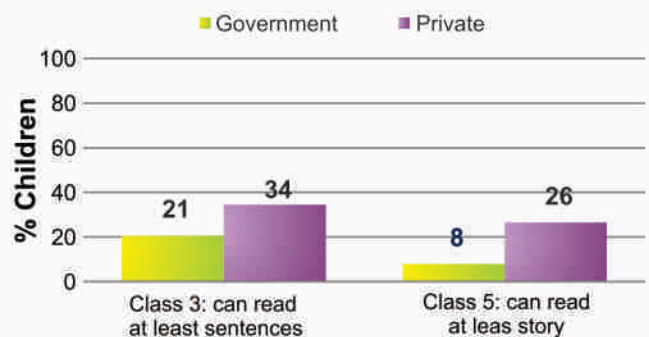
Enrollment drops as significantly at middle, high and higher secondary level class

Learning Levels (Rural)²

- 21% of class 3 students in government schools and 34% in private schools are able to read sentences in **Urdu**
- 22% of class 3 students in government schools and 31% in private schools are able to do simple **subtraction**
- 33% of class 3 students in government schools and 51% in private schools are able to read words in **English**

Mother Literacy: 84% illiterate and 16% literate

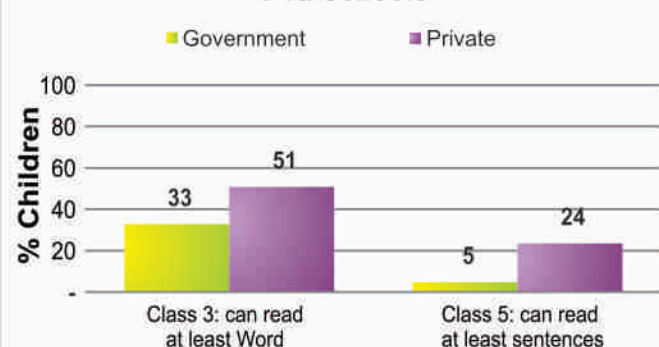
Learning Levels - Urdu in Govt. and Pvt. Schools²



Learning Levels - Arithmetic in Govt. and Pvt. Schools²



Learning Levels - English in Govt. and Pvt. Schools²



¹Source: PSLM 2010 -2011 ²Source: Annual Status of Education Report (ASER) 2011

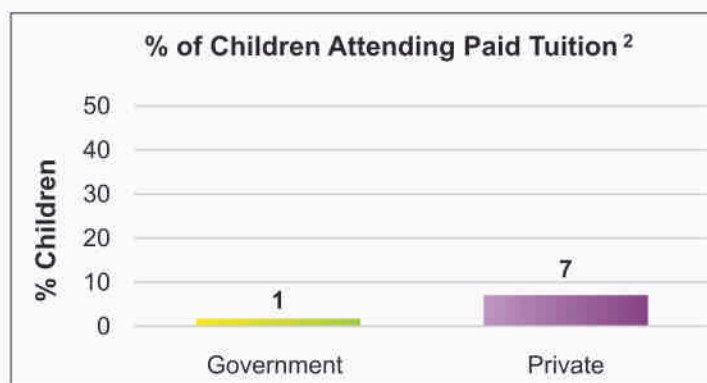
³Source: District Education Department Peshawar (Feb 2012)

District Report Card - Education Peshawar



Annual Status of Education Report
اثر
ASER
PAKISTAN
Facilitated by SAFED
2011

Teachers ³					
	Primary	Middle	High	Higher Sec	Total
Sanctioned	6189	1082	1694	903	9868
Filled In	5776	960	1497	866	9099
Vacant	413	122	197	37	769
Contract	-	-	-	-	-



Non-formal Institutes ⁴	Number of centers
Non Formal Basic Education (NFBE) Centers	-
Literacy Centers	-
Total	-

Students/Teachers Attendance in Government Schools ²					
	Primary	Elementary	High	Other	Total
% of student attendance as per head count	85	-	93	94	89
% of teacher attendance	90	-	94	87	90

School Facilities (Total Schools = 1346 Boys schools= 819 and Girls schools= 527)							
Government School Basic Facilities	Primary	Middle	High	Higher Sec	Total	Male	Female
Useable Water	828	140	111	26	1,105(82%)	653(80%)	452(86%)
Useable Toilet	963	145	114	26	1,248(93%)	728(89%)	520(99%)
Rooms Available	4969	772	1451	779	7,971(Avg 6)	5,089 (Avg 6)	2,882(Avg 5)
Rooms used for classes	4872	587	1096	536	7,091(Avg 5)	4,555(Avg 5)	2,536(Avg 5)
Number of Schools with 1 or 2 classrooms	542	0	0	0	542	312	230
Availability of Playground	0	0	114	26	140(10%)	92(11%)	48(9%)
Availability of Boundary wall	970	145	113	26	1,254(93%)	733(89%)	521(99%)

District Education Budget for Schools Fy 2009-10 to 2011-12 (Rs. Million) ⁵						
Financial Year	Allocation			Utilization		
	Current	Development	Total	Current	Development	Total
2009-10	188.069	-	188.069	212.680 (113%)**	-	212.680 (113%)**
2010-11	223.677	12.483	236.160	246.193 (110%)**	12.277 (98%)	258.470 (109%)**
2011-12	262.044	-	262.044	-	-	-

** Special Fund for Education (Flood) by the direction of CM

Urgent Action and suggestions

- Ensure 100% enrollment of 4-10 years old girls & boys in schools on time, and at an appropriate age
- Ensure adequate number of teachers in schools (high priority be given to 1 and 2 teacher schools)
- Ensure all schools have functional toilets, clean drinking water and boundary walls, specially for girls

→: data is not available ² Sources: ASER 2011 ³ District Education Department: Peshawar (Feb 2012)

⁴ District Literacy Department (Feb 2012) ⁵ District Finance & Planning Department (Feb 2012)