

District Report Card - Education

Dera Ismail Khan



Annual Status of Education Report
اثر
ASER
PAKISTAN
 2011
 Facilitated by SAFED

47% men and 21% women aged 10 years and older are literate in Dera Ismail Khan. Overall, the district is ranked **22** among 24 districts on literacy indicator.¹

Enrollment (Rural)²

- **Children in the 3-5 age group:** 51% are enrolled (45% girls and 55% boys). Of this percentage, 76% children are enrolled in government schools and 24% in private educational facilities.²
- **Children in the 6 - 16 age group:** 84% are enrolled (32% girls and 62% boys). Of this percentage, 76% children are enrolled in government schools and 24% in private educational facilities.²
- **Out-of-school children:** 16% children (6-16 years) are not attending any school. Out of this number, 53% are girls and 47% boys.²

Number of Government Schools³

	Primary	Middle	High	Higher Secondary	Total
Boys	816	114	71	11	1012
Girls	389	62	38	6	495
Mixed	-	-	-	-	-
Total	1205	176	109	17	1507

For every 7 primary schools there is only 1 middle school.
Where will the rest go?

Enrollment in Government Schools³

	Primary	Middle	High	Higher Sec	Total
Boys	75,668	5,492	14,989	5,286	101,435
Girls	38,422	2,717	9,176	4,680	54,995
Total	114,090	8,209	24,165	9,966	156,430

Of the 156,430 children enrolled in government schools,
35% are girls (65% boys)

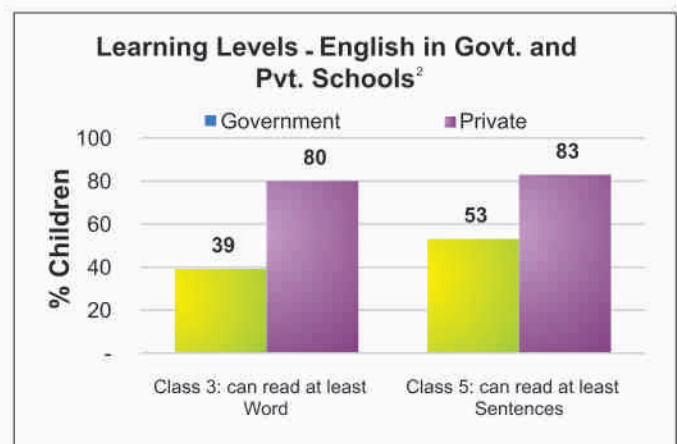
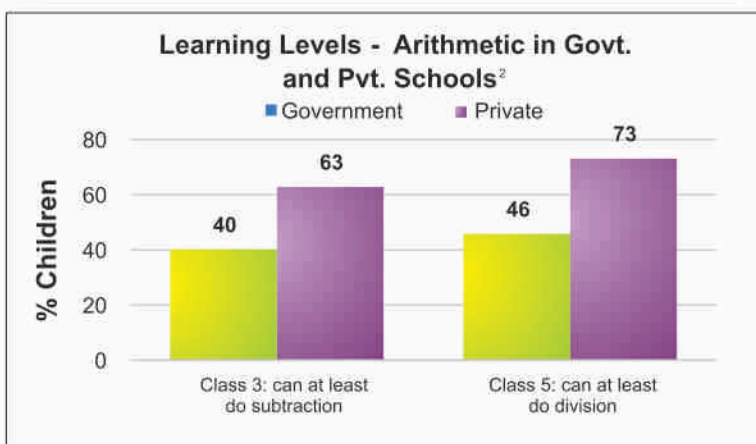
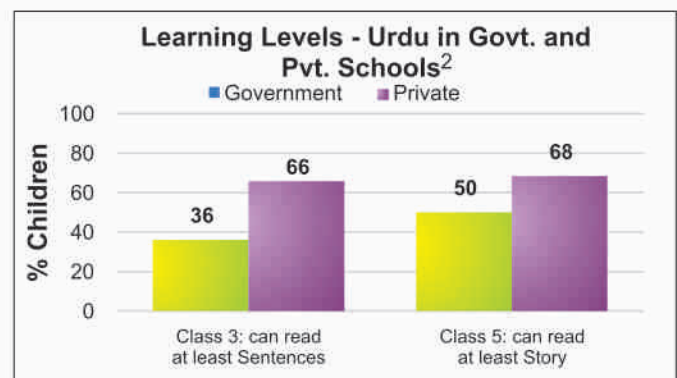


Enrollment drops as significantly at middle, high and higher secondary level class

Learning Levels (Rural)²

- 36% of class 3 students in government schools and 66% in private schools are able to read sentences in **Urdu**
- 40% of class 3 students in government schools and 63% in private schools are able to do simple **subtraction**
- 39% of class 3 students in government schools and 80% in private schools are able to read words in **English**

Mother Literacy: 72% illiterate and 28% literate



¹Source: PSLM 2010-2011 ² Source: Annual Status of Education Report (ASER) 2011

³Source: District Education Department Dera Ismail Khan (Feb 2012)

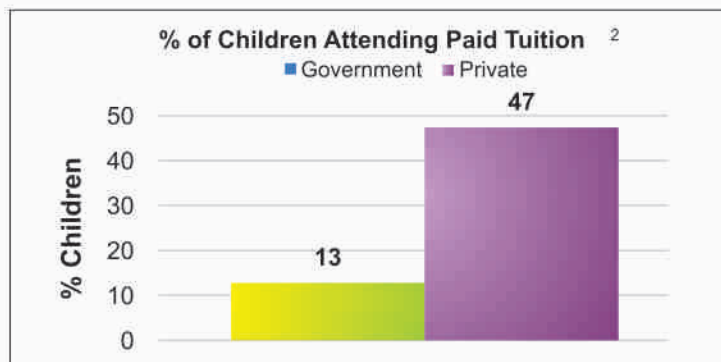
District Report Card - Education

Dera Ismail Khan



Annual Status of Education Report
اثر
ASER 2011
 Pakistan
 Facilitated by SAFED

Teachers ³					
	Primary	Middle	High	Higher Sec	Total
Sanctioned	4,381	1,263	1,602	619	7,865
Filled In	3,457	1,019	1,202	495	6,173
Vacant	924	244	400	124	1,692
Contract	-	-	-	-	-



Non formal Institutes ⁴	Number of centers
Non Formal Basic Education (NFBE) Centers	-
Literacy Centers	-
Total	

Students/Teachers Attendance in Government Schools²

	Primary	Elementary	High	Other	Total
% of student attendance as per head count	67	90	74	87	76
% of teacher attendance	63	78	64	67	66

School Facilities (Total Schools = 1507 Boys schools = 1012 and Girls schools = 495)

Government School Basic Facilities	Primary	Middle	High	Higher Sec	Total	Male	Female
Useable Water	661	143	100	17	921 (61 %)	578 (57%)	343 (69%)
Useable Toilet	318	162	104	17	601(40 %)	345(34%)	256 (52%)
Rooms Available	3570	737	1311	432	6,050 (Avg 4)	4102 (Avg 4)	1948 (Avg 4)
Rooms used for classes	3394	510	845	284	5,033 (Avg 3)	3954 (Avg 4)	1079 (Avg 2)
Number of Schools with 1 or 2 classrooms	705	49	0	0	754 (50 %)	552 (55%)	202 (41%)
Availability of Playground	300	38	32	8	378 (25 %)	320 (32%)	58 (12%)
Availability of Boundary wall	912	145	94	16	1,167 (77 %)	932 (92%)	235 (47%)

District Education Budget for Schools FY 2009-10 to 2011-12 (Rs. Millions)⁵

Financial Year	Allocation			Utilization		
	Current	Development	Total	Current	Development	Total
2009-10	115.896	4.234	120.13	115.757 (100%)*	4.569 (108%)*	120.326 (100%)*
2010-11	116.863	5.129	121.992	116.857 (100%)*	5.870 (114%)*	122.727 (101%)*
2011-12	116.934	4.729	121.663	-	-	-

** Special Fund for Education (Flood) by the direction of CM

Urgent Action and suggestions

- Ensure 100% enrollment of 4-10 years old girls & boys in schools on time, and at an appropriate age
- Ensure quality learning is taking place in schools by reducing absenteeism of teachers & students, and regular monitoring by parents/SC
- Ensure adequate number of teachers in schools (high priority be given to 1 and 2 teacher schools)
- Ensure all schools have functional toilets, clean drinking water and boundary walls, specially for girls
- Ensure there is a 15% annually increase of middle and secondary schools for girls & boys to bridge the post-primary learning opportunities

--: data is not available ² Sources: ASER 2011 ³ Source: District Education Department D.I. Khan (Feb 2012) ⁴ Source: District Literacy Department (Feb 2012)

⁵ District Finance & Planning Department (Feb 2012)