

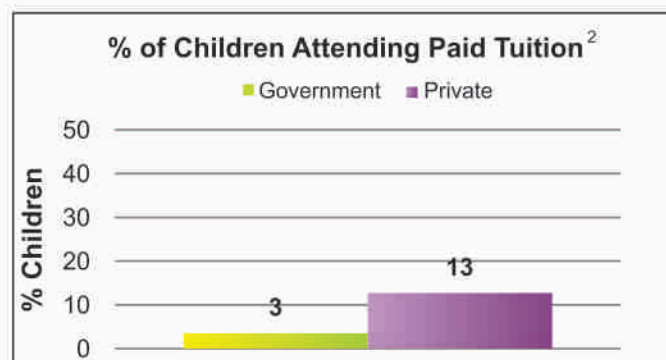
District Report Card - Education

Charsada



Annual Status of Education Report
اثر
ASER
PAKISTAN
2011
 Facilitated by SAFED

Teachers ³					
	Primary	Middle	High	Higher Sec	Total
Sanctioned	3809	712	1303	405	6229
Filled In	3799	637	1165	373	5974
Vacant	10	75	138	32	255
Contract	0	0	0	0	0



Non-formal Institutes ⁴	Number of centers
Non Formal Basic Education (NFBE) Centers	90
Literacy Centers	19
Total	109

Students/Teachers Attendance in Government Schools²

	Primary	Elementary	High	Other	Total
% of student attendance as per head count	91	87	94	76	86
% of teacher attendance	83	29	17	57	71

School Facilities (Total Schools = 1197 and Boys schools=708 and Girls schools=489)

Government School Basic Facilities	Primary	Middle	High	Higher Sec	Total	Male	Female
Useable Water	838	99	88	14	1039(87%)	560 (93%)	479(100%)
Useable Toilet	938	97	90	14	1139(95%)	670(95%)	469(92%)
Rooms Available	3445	357	855	248	4905(Avg 4)	2760(Avg 4)	2145(Avg 4)
Rooms used for classes	3122	355	806	228	4511(Avg 4)	2600(Avg 4)	1911(Avg 4)
Number of Schools with 1 or 2 classrooms	521	0	0	0	521(44%)	300(42%)	221(45%)
Availability of Playground	395	28	27	6	456(38%)	456(64%)	0(0%)
Availability of Boundary wall	949	102	90	14	1155(96%)	666(94%)	489(100%)

District Education Budget for Schools FY 2009-10 to 2011-12 (Rs. Million)⁵

Financial Year	Allocation			Utilization		
	Current	Development	Total	Current	Development	Total
2009-10	113.075	4.870	117.945	119.369 (106%)**	4.369 (90%)	123.738 (105%)**
2010-11	171.556	6.517	178.074	175.632 (102%)**	15.632 (240%)**	191.264 (107%)**
2011-12	183.783	10.528	194.311	--	--	--

** Special Fund for Education (Flood) by the direction of CM

Urgent Action and suggestions

- Ensure 100% enrollment of 4-10 years old girls & boys in schools on time, and at an appropriate age
- Ensure quality learning is taking place in schools by reducing absenteeism of teachers & students, and regular monitoring by parents/SC
- Ensure adequate number of teachers in schools (high priority be given to 1 and 2 teacher schools)

--: data is not available

² Source: ASER 2011

³ Source: District Education Department Charsada (Feb 2012)

⁴ Source: District Literacy Department (Feb 2012)

⁵ Source: District Finance & Planning Department (Feb 2012)

District Report Card - Education

Charsada



Annual Status of Education Report
اثر
ASER
PAKISTAN
 Facilitated by SAFED
2011

65% men and 25% women aged 10 years and older are literate in Charsada. Overall, the district is ranked 1 among 24 districts on literacy indicator.¹

Enrollment

- **Children in the 3-5 age group:** 46% are enrolled (45% girls and 55% boys). Of this percentage, 59% children are enrolled in government schools and 41% in private educational facilities.²
- **Children in the 6-16 age group:** 78% are enrolled (48% girls and 52% boys). Of this percentage, 69% children are enrolled in government schools and 31% in private educational facilities.²
- **Out-of-school children:** 22% children (6-16 years) are not attending any school. Out of this number, 58% are girls and 42% boys.²

Number of Government Schools³

	Primary	Middle	High	Higher Secondary	Total
Boys	581	55	63	9	708
Girls	409	48	27	5	489
Mixed	-	-	-	-	-
Total	990	103	90	14	1197

For every 10 primary Schools there is only 1 Middle school.

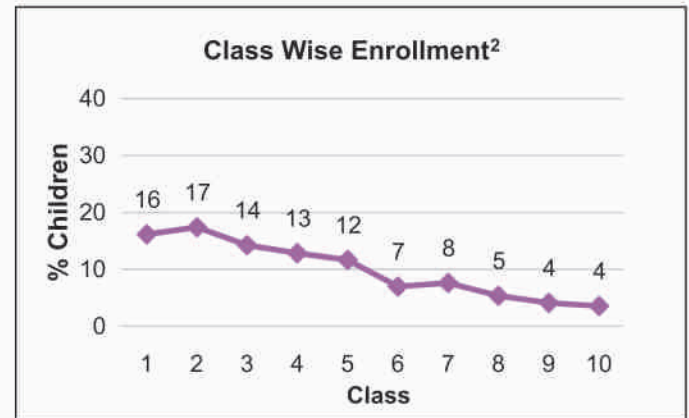
Where will the rest go?

Enrollment in Government Schools³

	Primary	Middle	High	Higher Sec	Total
Boys	89,101	6,352	22,256	6,715	124,424
Girls	46,787	4,417	9,148	5,505	65,857
Total	135,888	10,769	31,404	12,220	190,281

Of the 190281 children enrolled in government schools, 35% are girls (65% boys)

Class Wise Enrollment²



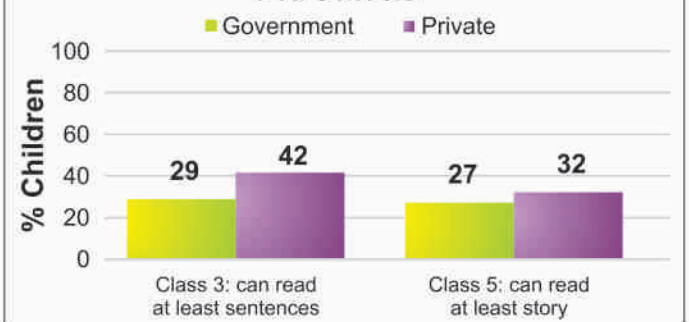
Enrollment drops as significantly at middle, high and higher secondary level class

Learning Levels (Rural)²

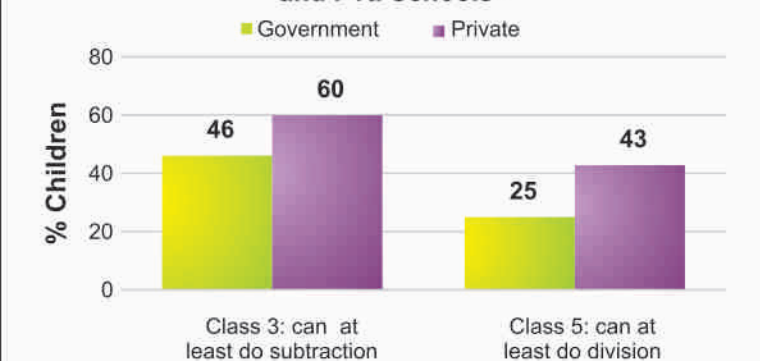
- 29% of class 3 students in government schools and 42% in private schools are able to read sentences in **Urdu**
- 46% of class 3 students in government schools and 60% in private schools are able to do simple **subtraction**
- 49% of class 3 students in government schools and 74% in private schools are able to read words in **English**

Mother Literacy: 75% illiterate and 25% literate

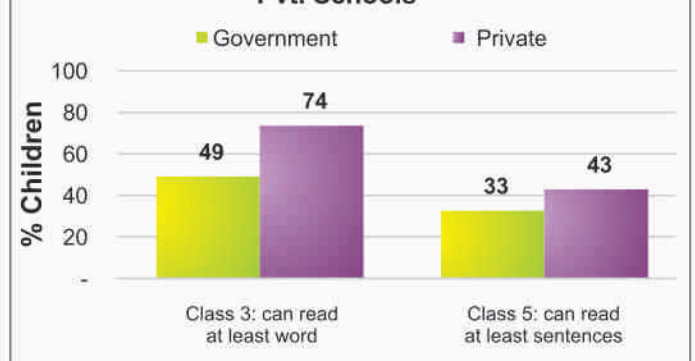
Learning Levels - Urdu in Govt. and Pvt. Schools²



Learning Levels - Arithmetic in Govt. and Pvt. Schools²



Learning Levels English in Govt. and Pvt. Schools²



¹Source: PSLM 2010-2011

²Source: Annual Status of Education Report (ASER) 2011

³Source: District Education Department Charsada (Feb 2012)